

9 October 1956

Mr. [REDACTED]

Norwalk, Ohio

Dear Mr. [REDACTED]

This organization is responsible for analysis and preliminary investigation of unidentified flying object sightings within the boundaries of the United States. We appreciate your cooperation in reporting your sighting; however, additional information is needed for analysis of this sighting.

The inclosed ATIC Form No. 164 (U.S. Air Force Technical Information Sheet) is forwarded for your convenience in supplying this squadron with the needed information. Again our thanks for your cooperation.

Sincerely,

2 Incls:

1. ATIC Form 164
2. Rtn Envelope

CHARLES W. GODSEY
Captain, USAF
Assistant Adjutant

Surface/310/10

5/310/15

7/310/15

10/330/25

14/330/45

16/340/60

20/350/70

25/350/80

30/350/70

40/340/70

082340Z
OPS

DEN0006ENA124YMA048

FJA068

PP RJEDEN RJEPNB RJEDBW RJEDWP RJEPHQ

DE RJEDFJ 3S

P 081923Z

FM COMDR 661ST ACWRON SELFRIDGE AFDDBBBBBBBBBBBBBBBBBBBBBBBBBB MICH
TO RJEDEN/COMDR ADC ENT AIR FORCE BASE COLORADO SPRINGS COLORADO
RJEPNB/COMDR EADF STEWART AFB NEWBURGH N.Y.
INFO RJEDBW/COMDR 30TH ADIV DEF WILLOW RUN AF STA BELLEVILLE MICH
RJEDWP/COMDR AIR TECH INTELLIGENCE CENTER WRIGHT-PATTERSON AFB OHIO
RJEPHQ/DIRECTOR OF INTELLIGENCE HEADQUARTERS USAF WASH 25, D.C.

BT

/UNCLASSIFIED/OPNS 0031 PD UFOB IN ACCORDANCE WITH AFR 200-2 DTD
12 AUG 54 T TT WING REPT IS HEREBY SUBMITTED.

1. A. OVAL SHAPED
- B. SMALLER THAN DIME
- C. ORANGE TO GREEN TO RED TO ORANGE
- D. 1
- E. N/A
- F. N/A
- G. N/A
- H. N/A

397
4602B AISS UFOB REPT.
DATE-TIME GROUP 08/00433 Oct

NORWALK, Ohio

164 Sent
9 Oct 56

PAGE TWO RJEDFJ 3S

- I. N/A
- 2. A. PERFORMANCE OF GROUND OBSERVER DUTY
 - B. 030 DEG 360 DEG
 - C. 020 DEG 360 DEG
 - D. UP AND DOWN STAYING IN 1 MILE AREA
 - E. FADED
 - F. 40 TO 45 MIN
- 3. A. GROUND VISUAL
 - B. N/A
 - C. N/A
- 4. A. ~~8 OCT 0043Z~~
- B. NIGHT
- 5. HM 2315
- 6. A. CIVILIAN [REDACTED] 15 YRS, [REDACTED]
 NORWOLK, OHIO, STUDENT, P. [REDACTED]
 NORWOLK, OHIO.
- B. N/A
- 7. A. CLEAR AND CALM
- B. NEGATIVE
- C. NEGATIVE

PAGE THREE RJEDFJ 3S

- D. 15 MILES
- E. N/A
- F. N/A
- 8. N/A
- 9. N/A
- 10. N/A
- 11. CAPTAIN CLAYTON OWENS, SR. DIRECTOR. NO COMMENTS.
- 12. N/A
- BT
- 08/1935Z OCT RJEDFJ

PROB BLW

DIS
URATION
EASTERLY CURSE
MOVEMENT

U. S. AIR FORCE TECHNICAL INFORMATION SHEET

This questionnaire has been prepared so that you can give the U. S. Air Force as much information as possible concerning the unidentified aerial phenomenon that you have observed. Please try to answer as many questions as you possibly can. The information that you give will be used for research purposes, and will be regarded as confidential material. Your name will not be used in connection with any statements, conclusions, or publications without your permission. We request this personal information so that, if it is deemed necessary, we may contact you for further details.

1. When did you see the object?

7 October 1956
Day Month Year

2. Time of day: 7 20
Hour Minutes(Circle One): A.M. or P.M.

3. Time zone:

(Circle One): a. Eastern

- b. Central
c. Mountain
d. Pacific
e. Other _____

(Circle One): a. Daylight Saving
b. Standard

4. Where were you when you saw the object?

Nearest Postal Address

NORWALK

City or Town

OHIO

State or Country

Additional remarks: IN the Skywatch tower5. Estimate how long you saw the object. — 54 —
Hours Minutes Seconds

5.1 Circle one of the following to indicate how certain you are of your answer to Question 5.

- a. Certain
b. Fairly certain

- c. Not very sure
d. Just a guess

6. What was the condition of the sky?

- (Circle One): a. Bright daylight
b. Dull daylight
c. Bright twilight

- d. Just a trace of daylight
e. No trace of daylight
f. Don't remember

7. IF you saw the object during DAYLIGHT, TWILIGHT, or DAWN, where was the SUN located as you looked at the object?

- (Circle One): a. In front of you
b. In back of you
c. To your right

- d. To your left
e. Overhead
f. Don't remember

8. IF you saw the object at NIGHT, TWILIGHT, or DAWN, what did you notice concerning the STARS and MOON?

8.1 STARS (Circle One):

- a. None
- b. A few
- c. Many
- d. Don't remember

8.2 MOON (Circle One):

- a. Bright moonlight
- b. Dull moonlight
- c. No moonlight — pitch dark
- d. Don't remember

9. Was the object brighter than the background of the sky?

(Circle One):

a. Yes

b. No

c. Don't remember

10. IF it was BRIGHTER THAN the sky background, was the brightness like that of an automobile headlight?:

(Circle One) a. A mile or more away (a distant car)?

b. Several blocks away?

c. A block away?

d. Several yards away?

e. Other a car very far away

11. Did the object:

(Circle One for each question)

- | | | | |
|---|------------|-----------|------------|
| a. Appear to stand still at any time? | <u>Yes</u> | No | Don't Know |
| b. Suddenly speed up and rush away at any time? | <u>Yes</u> | No | Don't Know |
| c. Break up into parts or explode? | Yes | <u>No</u> | Don't Know |
| d. Give off smoke? | Yes | <u>No</u> | Don't Know |
| e. Change brightness? | <u>Yes</u> | No | Don't Know |
| f. Change shape? | Yes | <u>No</u> | Don't Know |
| g. Flicker, throb, or pulsate? | <u>Yes</u> | No | Don't Know |

12. Did the object move behind something at anytime, particularly a cloud?

(Circle One):

Yes

No

Don't Know.

IF you answered YES, then tell what

it moved behind: _____

13. Did the object move in front of something at anytime, particularly a cloud?

(Circle One):

Yes

No

Don't Know.

IF you answered YES, then tell what

it moved in front of: _____

14. Did the object appear: (Circle One):

a. Solid?

b. Transparent?

c. Don't Know.

15. Did you observe the object through any of the following?

- | | | | | | |
|-----------------|------------|-----------|--|-----|-----------|
| a. Eyeglasses | <u>Yes</u> | No | e. Binoculars | Yes | <u>No</u> |
| b. Sun glasses | Yes | <u>No</u> | f. Telescope | Yes | <u>No</u> |
| c. Windshield | Yes | <u>No</u> | g. Theodolite | Yes | <u>No</u> |
| d. Window glass | Yes | <u>No</u> | h. Other <u>2 were wearing glasses</u> | | |

I thought nothing

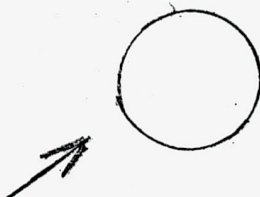
16. Tell in a few words the following things about the object.

a. Sound None

b. Color It changed from an orange to a green to a red to white to orange

17. Draw a picture that will show the shape of the object or objects. Label and include in your sketch any details of the object that you saw such as wings, protrusions, etc., and especially exhaust trails or vapor trails. Place an arrow beside the drawing to show the direction the object was moving.

NE




18. The edges of the object were:

- (Circle One):
- a. Fuzzy or blurred
 - b. Like a bright star
 - c. Sharply outlined
 - d. Don't remember

e. Other It was dim but
clearly outlined

19. IF there was MORE THAN ONE object, then how many were there? _____
Draw a picture of how they were arranged, and put an arrow to show the direction that they were traveling.

20. Draw a picture that will show the motion that the object or objects made. Place an "A" at the beginning of the path, a "B" at the end of the path, and show any changes in direction during the course.



21. IF POSSIBLE, try to guess or estimate what the real size of the object was in its longest dimension.
1 feet.

22. How large did the object or objects appear as compared with one of the following objects held in the hand and at about arm's length?

(Circle One):

- a. Head of a pin
- b. Peg
- c. Dime
- d. Nickel
- e. Quarter
- f. Half dollar

- g. Silver dollar
- h. Baseball
- i. Grapefruit
- j. Basketball
- k. Other _____

- 22.1 (Circle One of the following to indicate how certain you are of your answer to Question 22.

- a. Certain
- b. Fairly certain

- c. Not very sure
- d. Uncertain

23. How did the object or objects disappear from view? It just gradually grew
smaller until it disappeared

24. In order that you can give as clear a picture as possible of what you saw, we would like for you to imagine that you could construct the object that you saw. Of what type material would you make it? How large would it be, and what shape would it have? Describe in your own words a common object or objects which when placed up in the sky would give the same appearance as the object which you saw. a bright metal which would reflect
easily

No idea of size

25. Where were you located when you saw the object?
(Circle One):

- a. Inside a building
- b. In a car
- c. Outdoors
- d. In an airplane
- e. At sea
- f. Other ON WALK OF O.P.

26. Were you (Circle One)

- a. In the business section of a city?
- b. In the residential section of a city?
- c. In open countryside?
- d. Flying near an airfield?
- e. Flying over a city?
- f. Flying over open country?
- g. Other _____

27. What were you doing at the time you saw the object, and how did you happen to notice it?

We were on watch at the Norwich O.P.
we were looking for a plane in the NW but
we saw this instead

28. IF you were MOVING IN AN AUTOMOBILE or other vehicle at the time, then complete the following questions:

28.1 What direction were you moving? (Circle One)

- | | | | |
|--------------|--------------|--------------|--------------|
| a. North | c. East | e. South | g. West |
| b. Northeast | d. Southeast | f. Southwest | h. Northwest |

28.2 How fast were you moving? _____ miles per hour.

28.3 Did you stop at any time while you were looking at the object?

(Circle One) Yes No

29. What direction were you looking when you first saw the object? (Circle One)

- | | | | |
|--------------|--------------|--------------|---------------------|
| a. North | c. East | e. South | <u>g. West</u> |
| b. Northeast | d. Southeast | f. Southwest | <u>h. Northwest</u> |

30. What direction were you looking when you last saw the object? (Circle One)

- | | | | |
|-----------------|--------------|--------------|--------------|
| <u>a. North</u> | c. East | e. South | g. West |
| b. Northeast | d. Southeast | f. Southwest | h. Northwest |

31. If you are familiar with bearing terms (angular direction), try to estimate the number of degrees the object was from true North and also the number of degrees it was upward from the horizon (elevation).


31.1 When it first appeared:

- a. From true North _____ degrees.
- b. From horizon _____ degrees.

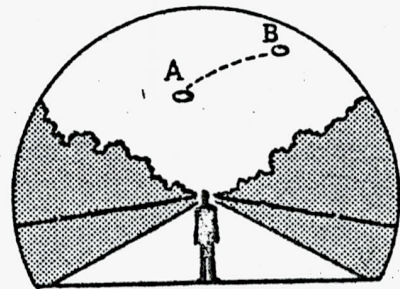
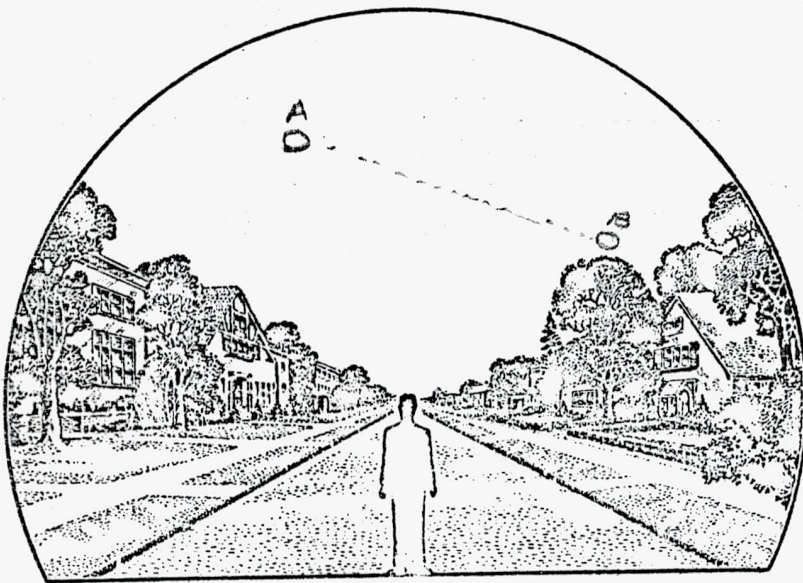
31.2 When it disappeared:

- a. From true North _____ degrees.
- b. From horizon _____ degrees.

32. In the following sketch, imagine that you are at the point shown. Place an "A" on the curved line to show how high the object was above the horizon (skyline) when you *first* saw it. Place a "B" on the same curved line to show how high the object was above the horizon (skyline) when you *last* saw it.



33. In the following larger sketch place an "A" at the position the object was when you *first* saw it, and a "B" at its position when you *last* saw it. Refer to smaller sketch as an example of how to complete the larger sketch.



34. What were the weather conditions at the time you saw the object?

34.1 CLOUDS (Circle One)

- a. Clear sky
- b. Hazy
- c. Scattered clouds
- d. Thick or heavy clouds
- e. Don't remember

34.2 WIND (Circle One)

- a. No wind
- b. Slight breeze
- c. Strong wind
- d. Don't remember

34.3 WEATHER (Circle One)

- a. Dry
- b. Fog, mist, or light rain
- c. Moderate or heavy rain
- d. Snow
- e. Don't remember

34.4 TEMPERATURE (Circle One)

- a. Cold
- b. Cool
- c. Warm
- d. Hot
- e. Don't remember

35. When did you report to some official that you had seen the object?

7

Day

October

Month

1956

Year

36. Was anyone else with you at the time you saw the object?

(Circle One) Yes No

36.1 IF you answered YES, did they see the object too?

(Circle One) Yes No

36.2 Please list their names and addresses:

Norwalk, Ohio

Norwalk Ohio

37. Was this the first time that you had seen an object or objects like this?

(Circle One) Yes No

37.1 IF you answered NO, then when, where, and under what circumstances did you see other ones?

38. In your opinion what do you think the object was and what might have caused it?

No Ideas

39. Do you think you can estimate the speed of the object?

(Circle One)

Yes

No

IF you answered YES, then what speed would you estimate? _____ m.p.h.

40. Do you think you can estimate how far away from you the object was?

(Circle One)

Yes

No

IF you answered YES, then how far away would you say it was? 21,130 feet.

41. Please give the following information about yourself:

NAME

[REDACTED] Last Name

[REDACTED] First Name

[REDACTED] Middle Name

ADDRESS

[REDACTED] Street

NORWALK

City

Zone

Ohio

State

TELEPHONE NUMBER [REDACTED]

What is your present job?

Stock Clerk

— School Boy

Age

15

Sex

MALE

Please indicate any special educational training that you have had.

a. Grade school



e. e. Technical school

(Type)

b. High school



c. College

f. Other special training

d. Post graduate

42. Date you completed this questionnaire:

21

Day

October

Month

1956

Year

U. S. AIR FORCE TECHNICAL INFORMATION SHEET

(SUMMARY DATA)

In order that your information may be filed and coded as accurately as possible, please use the following space to write out a short description of the event that you observed. You may repeat information that you have already given in the questionnaire, and add any further comments, statements, or sketches that you believe are important. Try to present the details of the observation in the order in which they occurred. Additional pages of the same size paper may be attached if they are needed.

NAME [REDACTED]
(Please Print)

(Do Not Write in This Space)

SIGNATURE [REDACTED]

CODE:

DATE Oct 14, 1956

At the time we saw the unknown we were watching the north because we had heard a plane and were trying to find it. We saw a small orange object slowly moving in the north we watched it for ten minutes and during that time it made counter clockwise turns and went up then stopped then to the right and down and stopped it was then that we called it in time 7:20 to 7:30.

It was North 3 to 4 miles from the post where we saw it it was heading easterly and later changed to northeasterly.

At about 7:40 two red objects came out of the sides of the object we were watching they each headed to the North.

at 7:55 another object came out of its side and headed to the west each was smaller than the original craft.

(cont on next page)

The object then suddenly went to the north very fast stopped and slowly moved northeast time 7:58

at 8:14 the object was slowly moving northeasterly when we lost sight of it it was at that time about 15 to 20 miles away from the post

That is all we can remember at the present time if you need more information please let me know.

UFO OBSERVERS INSTRUCTION SHEET (Sky Diagram)

1. GENERAL:

a. The diagram represents all of the sky normally visible to the observer, who is pictured standing under the center of the "dome" of the sky. It is designed to show a three-dimensional view of the area centered around the observer at the time of the UFO sighting.

b. The position of any object in the sky can be described by giving its elevation, or angle upward from the horizon, and its bearing or angle along the horizon, eastward from north.

(1) Illustrations:

- (a) Elevation is 0 degrees for an object on the horizon, and 90 degrees for the point directly over the observer (zenith). Thus, an object half-way up from the horizon to the zenith has an elevation of 45 degrees.
- (b) Bearing (or "azimuth") is the angle along the horizon, starting from north and moving clockwise eastward. Thus, an object directly toward the east, no matter what its elevation is above the horizon, has a bearing of 90 degrees, an object in the south has a bearing of 180 degrees; toward the west, 270 degrees and so on. North is, of course, zero.

EXAMPLE: An object is seen in the northeast and one-third way up from horizon to overhead. Thus, the object has a bearing of 45 degrees, and elevation of 30 degrees. Similarly, an object having a bearing of 180 degrees and an elevation of 60 degrees would be seen directly south and two-thirds of the way up from the horizon.

2. PLOTTING THE COURSE OF AN OBJECT ON THE SKY DIAGRAM:

a. The path of an object across the sky can be shown completely on this diagram simply by connecting with a curved or straight line the various positions the object successively occupies (see example sheet). To aid visualization, the path on the western side of the sky is represented by broken lines; the eastern side in solid lines. Direction of the object is indicated by arrows. The duration of the sighting can be shown by indicating the time at the position, where the object was first and last observed. Where possible, the time at various intermediate positions occupied by the object should also be shown.

b. The diagram can be made a more effective investigative and analytical tool by making the lines (showing the path of the object) thicker or thinner to indicate any varying brightness of the object observed. This is especially valuable when the object appeared only as a moving light at night. Thus, if a light becomes brighter and then gradually fades, it can be represented by a line becoming increasingly thicker and then gradually thinning out to nothing.

c. Use of colored pencils is especially recommended if the object changes color or hue during the sighting.

3. EXAMPLE OF DIAGRAM USE:

a. Verbal Description of Example Sighting: Object was first sighted in the southeast, about half-way up from the horizon to overhead, at 10:45 PM local time. Its shape or outline was hazy, but appeared round and about the size of a pea (at arm's length) from where observed. It was dim at first but brightened considerably as it got higher in the sky. Its color at this point was bluish white. After about two minutes it crossed to the western part of the sky a little to the north of overhead (zenith) and continued its flight toward the west. At this point its color appeared yellowish white. The light went dim when it got two-thirds of the way to the horizon. It then stopped and hovered for about one minute and then climbed rapidly, going toward the southwest and getting brighter. In less than thirty seconds, it had climbed to an elevation of approximately 60 degrees, and then the light went out abruptly.

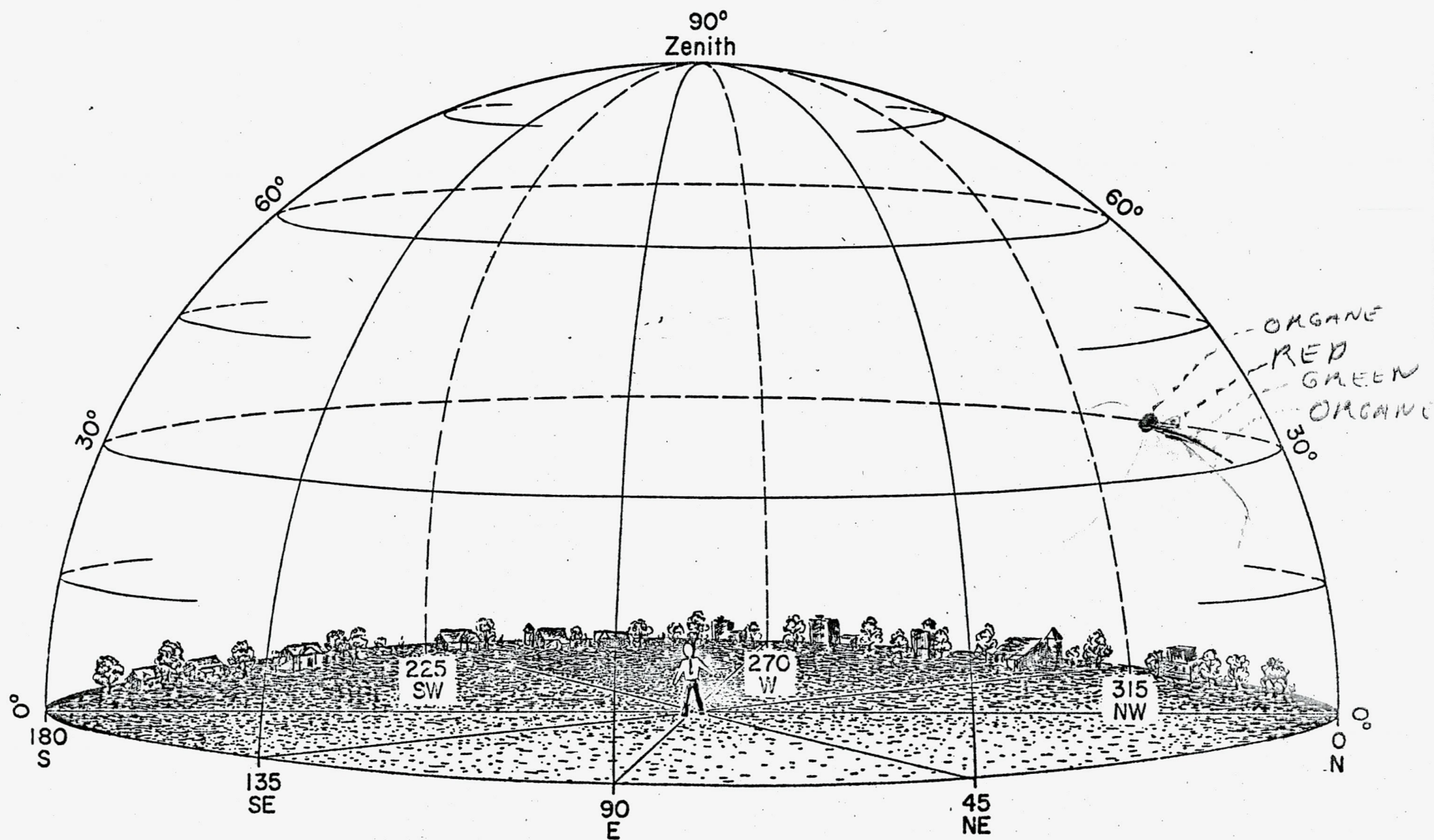
b. Pictorial Description of the Sighting: By referring to the example sheet, notice how simply the above sighting can be portrayed and described, without words, on the example diagram attached here. Note the starting point at bearing 135 degrees (southeast) and elevation 45 degrees (half-way up from the horizon) at 10:45 PM (military time, 2245), and the arrow marking direction of flight. Note also the varying thickness of the line to denote changes in brightness, and the use of the dotted line to indicate its path in the western part of the sky. The "time indications" along the path - 2 minutes to get to the meridian (the north-south overhead line), the hovering for 1 minute, and the ascent in 30 seconds to its complete disappearance, are all shown with a few lines. Thus, the entire sighting can be represented easily on one diagram.

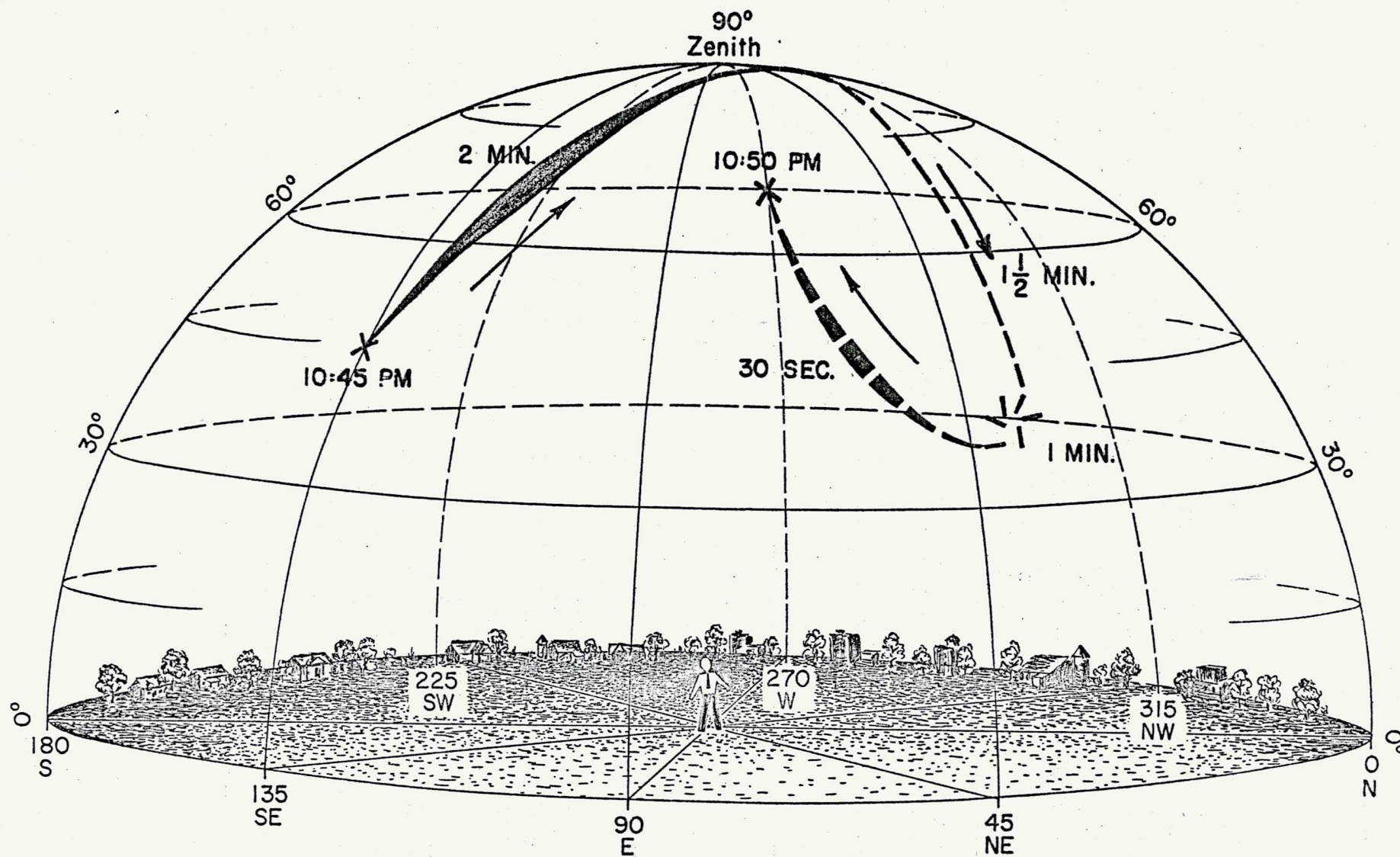
4. FURTHER INSTRUCTIONS AND INFORMATION:

a. Relatively complex trajectories can easily be shown on a diagram of this type. A number of objects sighted can also be indicated, as can any changing formation. The apparent size and shape of the object should be drawn in, preferably by the observer. In the case of an object changing shape or color, this likewise can be drawn in. As previously pointed out, the use of colored pencils to indicate change of color is very desirable.

b. The landscaping in the sky diagram is placed there to help visualization. If any prominent landmarks such as known mountains, buildings, water towers, or specific installations, trees, etc., are part of the sighting area, they should be incorporated into the drawing. These landmarks may later prove to be invaluable as location, plotting or reference points.

c. If you are familiar with the constellations or other heavenly bodies, indicate if possible, the relationship (and movements) of the object with respect to these bodies. This can be sketched on either page 6, item 33 or pages 9-10 of "Summary Data" sheet. Typical examples that can be easily illustrated: "...The object seemed to pass very slowly between the two bottom stars on the handle of the Big Dipper, which was in a vertical position, with the handle pointing down," or "...Object was about the size of a tennis ball -- and remained slightly below and about 15 degrees to the left of the moon."





(EXAMPLE SHEET)