

PROJECT 10073 RECORD

1. DATE - TIME GROUP 18 Jan 67 19/0115Z	2. LOCATION Boise, Idaho <i>(1 witness)</i>
3. SOURCE Civilian	10. CONCLUSION <i>CASE</i> Other(Hoax) Photograph does not substantiate individual's report. <i>Photo: photo man made obj.</i>
4. NUMBER OF OBJECTS One	
5. LENGTH OF OBSERVATION 20 seconds	11. BRIEF SUMMARY AND ANALYSIS Object was oval shaped and gray in color. The object came downward out of the clouds, slowed to almost a complete stop. The object then sped up very fast and vanished back into the clouds. On 28 May 67 a report of a UFO was submitted with photographs. The individuals involved in this prank named the individual associated with this 18 Jan 67 sighting as the one who gave them the photographs. It appears that the Swinger has gotten the best of all concerned.
6. TYPE OF OBSERVATION Ground Visual	
7. COURSE Southeast	
8. PHOTOS <input checked="" type="checkbox"/> Yes <input type="checkbox"/> No	
9. PHYSICAL EVIDENCE <input type="checkbox"/> Yes <input checked="" type="checkbox"/> No	

~~Picture~~

Photograph missing

24 Jan 75

18 January 1968 Boise, Idaho

MAY 18 1967

Dear Jim:

Reference your recent observation and subsequent photograph of an unidentified flying object.

Examination revealed the presence of a circular shaped object with some type of protrusion. The initial report stated that photograph was taken at night under cloud cover, yet the object possesses a small degree of high lighting along the protrusion. The background of the photograph appears dark with the exception of the top edge which exhibits a small degree luminosity. Since there was no indication of size for the object and with the absence of foreground and/or background detail, a scaling factor to size the object was precluded. If the object was traveling as fast as the witness stated, some degree of blurring should have been present.

There are several discrepancies in the report. At one point, it was stated the object was visible for three or four seconds, yet in another part of the report it was stated 20 seconds was the duration of the sighting. Although a positive identification has not been made, it appears that some type of man made object was in the air and photographed. There is no evidence in the photography that the object is extraterrestrial.

Thank you for reporting your observation to the Air Force.
Your photo is inclosed.

Sincerely,

COORDINATED By (Office Symbol, Name, Grade, Date)			
SAFOI-CC 67	SAFOI-C		
			GEORGE P. FREEMAN, JR.
			Lt Colonel, USAF
			Chief, Civil Branch
			Community Relations Division
			Office of Information
	Siphate		

Boise, Idaho 83703

~~Coord cy - SAF-OIC~~
Combck cy - SAF-OIC
Reader cy - SAF-OIC
Activity cy - SAF-OIC
Stayback

DEPARTMENT OF THE AIR FORCE
HEADQUARTERS 67TH TACTICAL RECONNAISSANCE WING (TAC)
MOUNTAIN HOME AIR FORCE BASE, IDAHO 83648



REPLY TO
ATTN OF: DOI

SUBJECT: UFO Report

10 MAR 1967

TO: FTD (TDETR)
Wright-Patterson AFB, Ohio

University of Colorado
Boulder, Colorado, 80302
ATTN: Dr. Condon

1. The following UFO report is submitted in accordance with AFR 80-17. The sighting occurred on 18 Jan 1967 but was not reported until 2 Mar 67. For that reason, it was not possible to obtain all the information requested in para 11 of the regulation.

a. Description of the object:

- (1) Oval
- (2) Unknown
- (3) Gray
- (4) One
- (5) n/a
- (6) Yes, see photo
- (7) None
- (8) None
- (9) See photo

b. Description of course of object:

- (1) Sight
- (2) 50°
- (3) 60°
- (4) Object came downward out of clouds, slowed down to almost still. Sped up very fast and banked back into the clouds.
- (5) By going behind cloud cover to the South East.
- (6) In sight for approximately 20 seconds.

c. Manner of observation:

- (1) Ground-visual
- (2) None
- (3) n/a

d. Time and Date of sighting:

- (1) 19/0115/Jan 1967 - 1815MST 18 Jan 1967
- (2) Night

e. Location of observer: Backyard of home [REDACTED] t.
Boise, Idaho. (43 37N/116 13E)

Send to photo

f. Identifying Information on Observer:

Civilian

W. [REDACTED]

Age-14

[REDACTED] Boise, Idaho

8th grade (junior high)

No reason other than age to doubt reliability.

g. Weather and Winds-Aloft Conditions at Time and Place of Sighting:

(1) Scattered clouds, Dry, No moonlight.

(2) Report from the Boise Weather Bureau (Airport station):

Wind direction - SSE

Velocity in degrees - 140

Knots at surface - 9

(3) Ceiling - 14,000'

(4) Visibility - 30 Mi.

(5) Amount of cloud cover - Broken

(6) Thunderstorms in area & Quadrant - none

(7) Vertical temperature gradient - ground level - +02C

h. Any other unusual activity or condition: None

i. Interception or identification action taken: None

J. Location, approximate altitude, and general direction of flight of any air traffic or balloon releases in the area that might possibly account for the sighting:

(1) Called the Boise FAA Chief (Mr Couch) He stated that there were no aircraft on IFR at that time.

(2) Called the Chief of Flight Services Station (Mr McGolden) He informed me that the Records for civil aircraft on VFR were no longer available.

2. The observer stated that he was in the backyard of his home attempting to take a picture of his dog when he saw the object, he swung the camera upward and took the picture. The object was gone when he brought the camera down. The camera was a Polaroid Model "20" Swinger.

3. The Base Photo Lab, Mountain Home Air Force Base, Idaho reproduced copies of the original photo. The original and one copy will be furnished to FTD, one copy to the University of Colorado and one copy will remain on file by this organization.

4. The investigation was conducted by: SSgt RICHARD E. SNOW, AF17570883, 67 Tac R Wg (DOI) Mountain Home AFB, Idaho, 83648. Telephone; Area Code 208, 828-2492 or 828-2569. Due to the time from the actual sighting and the reporting of this UFO, the investigating official can not give any possible cause of the sighting.

FOR THE COMMANDER

William C. Salyer
WILLIAM C. SALYER, MAJOR, USAF
UFO Reporting Officer

PHOTO ANALYSIS REPORT

NR 67-22

PAGE 1 OF 1 PAGES

DATE OF REPORT 4 April 1967

SUBJECT UNIDENTIFIED FLYING OBJECT

LOCATION BOISE, IDAHO

DATE 18 Jan 67

PHOTOGRAPHY

AF _____ IR _____ QUALITY Poor

P NRS 1 Polaroid Print (B&W)

1. PURPOSE: This report is in answer to Work Order Number 67-31 which replies to a request submitted by Major Quintanilla TDETR, to determine the identity of the object photographed.

2. ANALYSIS: Examination of the submitted Polaroid-type print has negated retouching, and as the object is the only item appearing in the photograph, it could not be determined whether an attempt at double exposure was made. The photography appears genuine in so far as content is concerned, however no satisfactory explanation could be made of the unidentified object. The object appears to be circular in planform, basically flat in cross-section with a domed "superstructure". Source stated that the photograph was taken at night under cloud cover; yet the object possesses a small degree of high lighting along the domed "superstructure". The background of the photograph appears dark with the exception of the top edge which exhibits a small degree of luminosity. The object is located within this anomaly and the result is an apparent highlighting of the domed "superstructure". As source did not indicate a size for the object and with the absence of foreground and/or background detail, a scaling factor to size the object was precluded. There is no evidence in the photography that the object is extraterrestrial..

PHOTO ANALYSIS BY:

Douglas H. Rogers

DOUGLAS H. ROGERS
Intelligence Research Specialist

APPROVED BY:

William L. Turner

WILLIAM L. TURNER
Major, USAF
Chief, Photo Analysis Branch

Wilber Price, Jr.

WILBER PRICE, JR.
Chief, Photo Exploitation Division

OFFICIAL U.S. AIR

Page 1

U.S. AIR FORCE TECHNICAL INFORMATION

This questionnaire has been prepared so that you can give the U.S. Air Force as much information as possible concerning the unidentified aerial phenomenon that you have observed. Please try to answer as many questions as you possibly can. The information that you give will be used for research purposes. Your name will not be used in connection with any statements, conclusions, or publications without your permission. We request this personal information so that if it is deemed necessary, we may contact you for further details.

1. When did you see the object?

18 January 1967
Day Month Year

2. Time of day: 6:00 15
Hours Minutes

(Circle One): A.M. or P.M.

3. Time Zone:

(Circle One): a. Eastern
b. Central
c. Mountain
d. Pacific
e. Other _____

(Circle One): a. Daylight Saving
b. Standard

4. Where were you when you saw the object?

Back yard of home Boise Idaho
Nearest Postal Address City or Town State or County

5. How long was object in sight? (Total Duration)

Hours Minutes Seconds

3 to 4 seconds

c. Certain APOC PICTURE
a. Fairly certain

c. Not very sure
d. Just a guess

5.1 How was time in sight determined? GUESS

5.2 Was object in sight continuously? Yes X No _____

6. What was the condition of the sky?

DAY
a. Bright
b. Cloudy X

NIGHT
a. Bright
b. Cloudy FAIRLY

7. IF you saw the object during DAYLIGHT, where was the SUN located as you looked at the object?

(Circle One): a. In front of you
b. In back of you
c. To your right

d. To your left
e. Overhead
f. Don't remember

FORCE UFO FORM

Page 2

8. If you saw the object at NIGHT, what did you notice concerning the STARS and MOON?

8.1 STARS (Circle One):

- a. None
- ☒ b. A few CLOUDY
- c. Many
- d. Don't remember

8.2 MOON (Circle One):

- a. Bright moonlight CLOUDY
- b. Dull moonlight
- ☒ c. No moonlight—pitch dark
- d. Don't remember

9. What were the weather conditions at the time you saw the object?

CLOUDS (Circle One):

- a. Clear sky
- ☒ b. Hazy
- ☒ c. Scattered clouds
- d. Thick or heavy clouds

WEATHER (Circle One):

- ☒ a. Dry
- b. Fog, mist, or light rain
- c. Moderate or heavy rain
- d. Snow
- e. Don't remember

10. The object appeared: (Circle One):

- ☒ a. Solid
- b. Transparent
- c. Vapor
- d. As a light
- e. Don't remember

11. If it appeared as a light, was it brighter than the brightest stars? (Circle One):

- a. Brighter
- b. Dimmer
- c. About the same
- d. Don't know

11.1 Compare brightness to some common object:

12. The edges of the object were:

- (Circle One):
- a. Fuzzy or blurred
 - b. Like a bright star
 - c. Sharply outlined
 - d. Don't remember

e. Other KIND OF P DULL
OUTLINE

13. Did the object:

(Circle One for each question)

- a. Appear to stand still at any time?
- b. Suddenly speed up and rush away at any time?
- c. Break up into parts or explode?
- d. Give off smoke?
- e. Change brightness?
- f. Change shape?
- g. Flash or flicker?
- h. Disappear and reappear?

☒ Yes
☒ Yes
Yes
Yes
Yes
Yes
Yes
Yes

No
No
☒ No
☒ No
☒ No
☒ No
☒ No
☒ No

Don't know
Don't know
Don't know
Don't know
Don't know
Don't know
Don't know
Don't know

SLOWED DOWN
TO ALMOST STILL

Official U.S. Air Force

Page 3

14. Did the object disappear while you were watching it? If so, how?

SPED UP VERY FAST

15. Did the object move behind something at any time, particularly a cloud?

(Circle One):

Yes

No

Don't know.

If you answered YES, then tell what

it moved behind: MOVED BEHIND OPENING IN CLOUD

16. Did the object move in front of something at any time, particularly a cloud?

(Circle One):

Yes

No

Don't know.

If you answered YES, then tell what

in front of: A CLOUD. IT SEEMED TO STOP STILL
FOR ONE SECOND THEN VANISH VERY FAST

17. Tell in a few words the following things about the object:

a. Sound NO SOUND

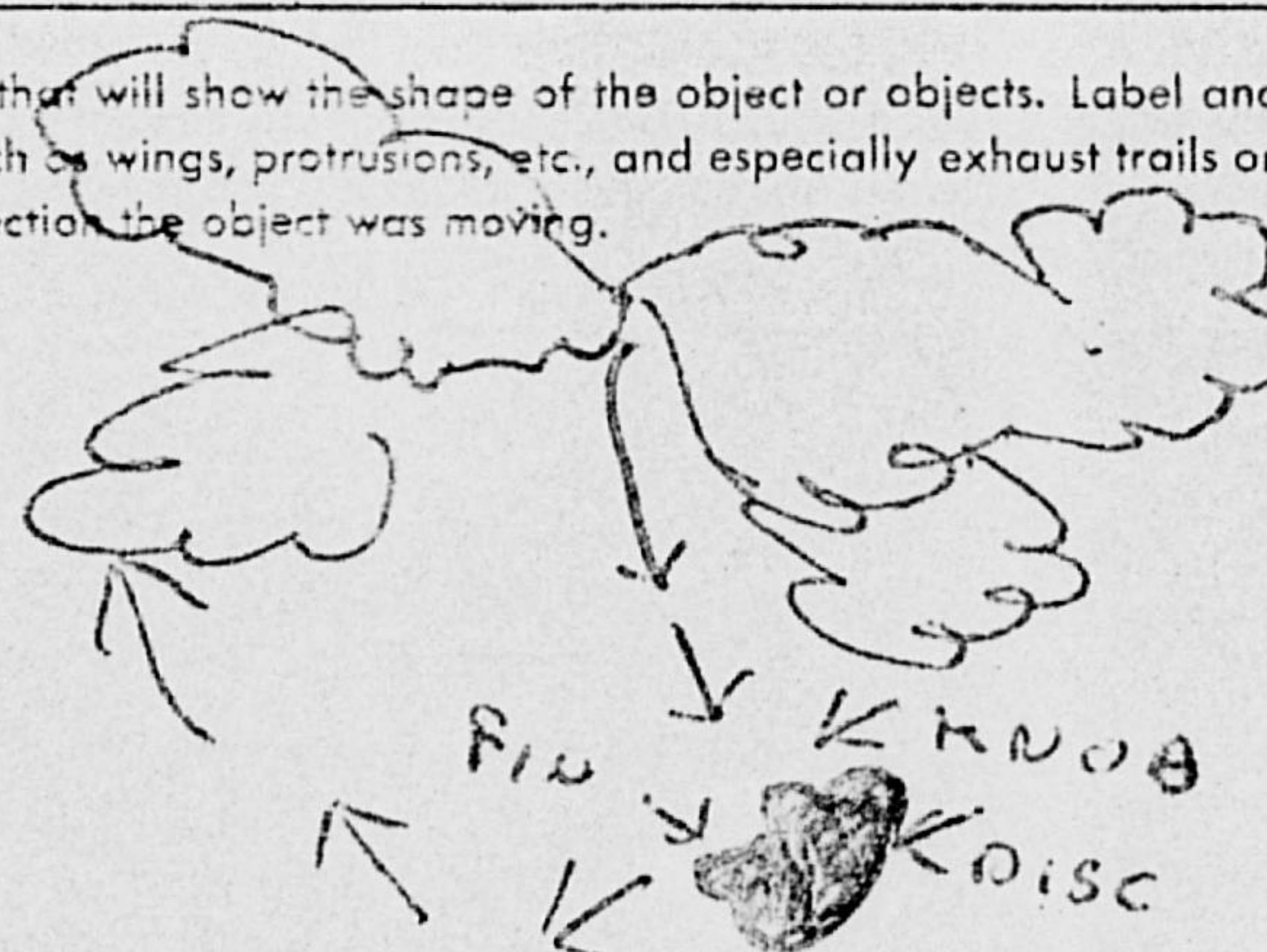
b. Color DULL GRAY COLOR NO LIGHTS

18. We wish to know the angular size. Hold a match stick at arm's length in line with a known object and note how much of the object is covered by the head of the match. If you had performed this experiment at the time of the sighting, how much of the object would have been covered by the match head?

MATCH STICK



19. Draw a picture that will show the shape of the object or objects. Label and include in your sketch any details of the object that you saw such as wings, protrusions, etc., and especially exhaust trails or vapor trails. Place an arrow beside the drawing to show the direction the object was moving.



UFO form continued

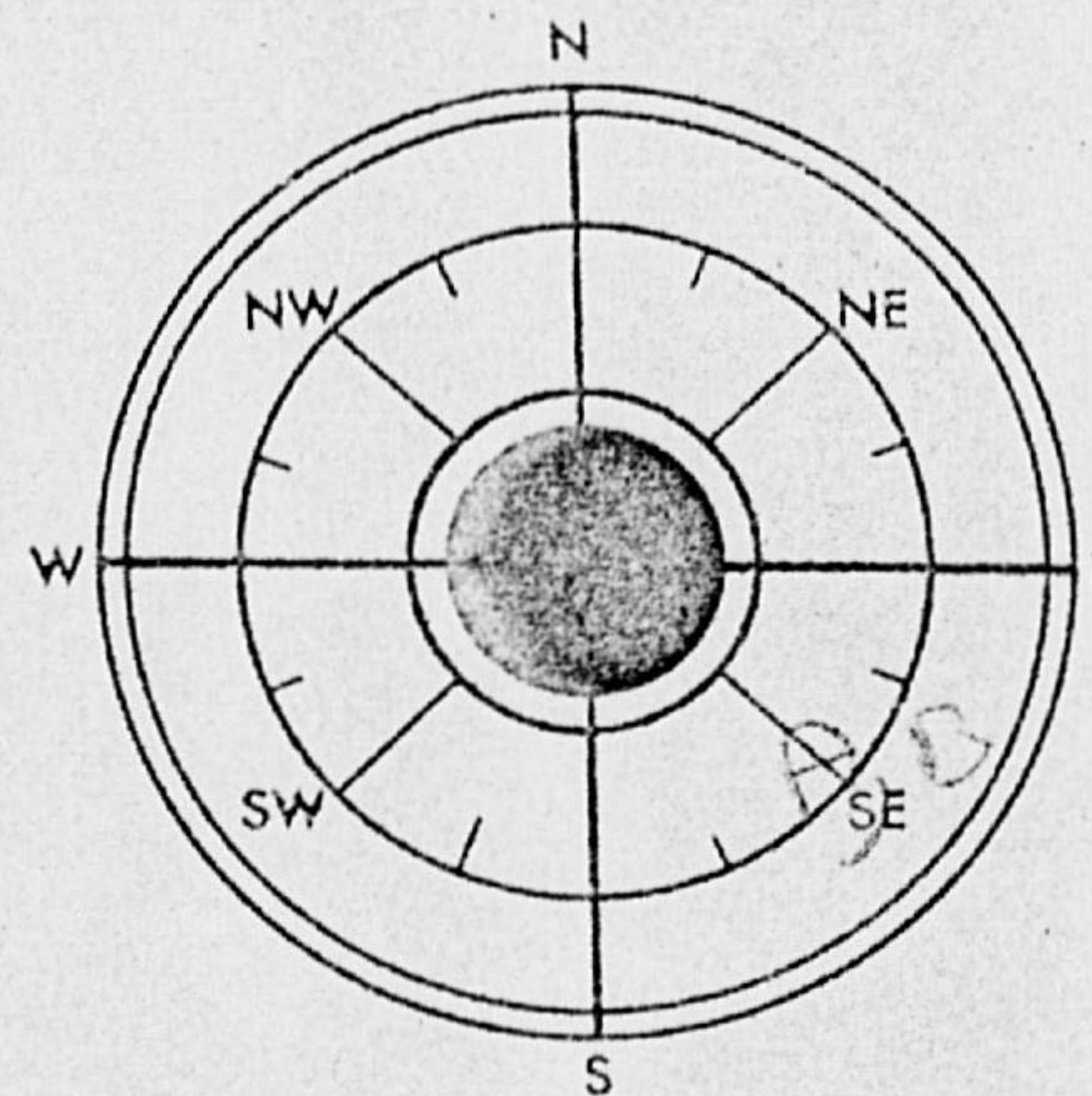
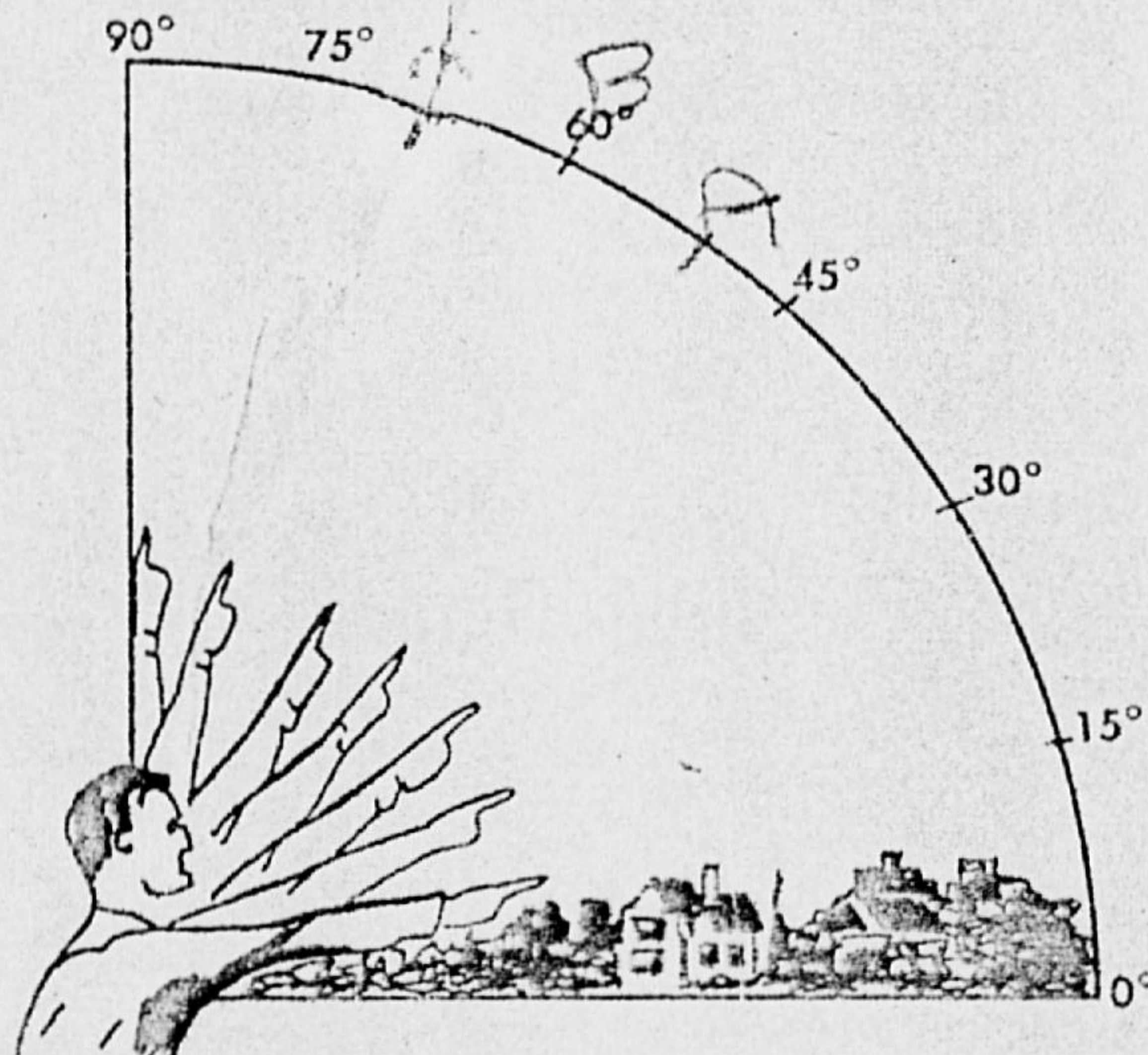
Page 4

<p>20. Do you think you can estimate the speed of the object? (Circle One) Yes <input checked="" type="radio"/> No <u>NOT VERY FAST</u></p> <p>If you answered YES, then what speed would you estimate? _____</p>																									
<p>21. Do you think you can estimate how far away from you the object was? (Circle One) Yes No</p> <p>If you answered YES, then how far away would you say it was? <u>600 FT</u> <u>NOT SURE</u></p>																									
<p>22. Where were you located when you saw the object? (Circle One):</p> <p>a. Inside a building b. In a car <input checked="" type="radio"/> c. Outdoors d. In an airplane (type) _____ e. At sea f. Other _____</p>	<p>23. Were you (Circle One)</p> <p>a. In the business section of a city? <input checked="" type="radio"/> b. In the residential section of a city? c. In open countryside? d. Near an airfield? e. Flying over a city? f. Flying over open country? g. Other _____</p>																								
<p>24. IF you were MOVING IN AN AUTOMOBILE or other vehicle at the time, then complete the following questions:</p> <p>24.1 What direction were you moving? (Circle One)</p> <table style="width: 100%;"> <tr> <td>a. North</td> <td>c. East</td> <td>e. South</td> <td>g. West</td> </tr> <tr> <td>b. Northeast</td> <td>d. Southeast</td> <td>f. Southwest</td> <td>h. Northwest</td> </tr> </table> <p>24.2 How fast were you moving? _____ miles per hour.</p> <p>24.3 Did you stop at any time while you were looking at the object? (Circle One) Yes No</p>		a. North	c. East	e. South	g. West	b. Northeast	d. Southeast	f. Southwest	h. Northwest																
a. North	c. East	e. South	g. West																						
b. Northeast	d. Southeast	f. Southwest	h. Northwest																						
<p>25. Did you observe the object through any of the following?</p> <table style="width: 100%;"> <tr> <td>a. Eyeglasses</td> <td>Yes</td> <td><input checked="" type="radio"/> No</td> <td>e. Binoculars</td> <td>Yes</td> <td><input checked="" type="radio"/> No</td> </tr> <tr> <td>b. Sun glasses</td> <td>Yes</td> <td><input checked="" type="radio"/> No</td> <td>f. Telescope</td> <td>Yes</td> <td><input checked="" type="radio"/> No</td> </tr> <tr> <td>c. Windshield</td> <td>Yes</td> <td><input checked="" type="radio"/> No</td> <td>g. Theodolite</td> <td>Yes</td> <td><input checked="" type="radio"/> No</td> </tr> <tr> <td>d. Window glass</td> <td>Yes</td> <td><input checked="" type="radio"/> No</td> <td>h. Other</td> <td colspan="2"><u>CAMERA</u></td> </tr> </table>		a. Eyeglasses	Yes	<input checked="" type="radio"/> No	e. Binoculars	Yes	<input checked="" type="radio"/> No	b. Sun glasses	Yes	<input checked="" type="radio"/> No	f. Telescope	Yes	<input checked="" type="radio"/> No	c. Windshield	Yes	<input checked="" type="radio"/> No	g. Theodolite	Yes	<input checked="" type="radio"/> No	d. Window glass	Yes	<input checked="" type="radio"/> No	h. Other	<u>CAMERA</u>	
a. Eyeglasses	Yes	<input checked="" type="radio"/> No	e. Binoculars	Yes	<input checked="" type="radio"/> No																				
b. Sun glasses	Yes	<input checked="" type="radio"/> No	f. Telescope	Yes	<input checked="" type="radio"/> No																				
c. Windshield	Yes	<input checked="" type="radio"/> No	g. Theodolite	Yes	<input checked="" type="radio"/> No																				
d. Window glass	Yes	<input checked="" type="radio"/> No	h. Other	<u>CAMERA</u>																					
<p>26. In order that you can give as clear a picture as possible of what you saw, describe in your own words a common object or objects which, placed up in the sky, would give the same appearance as the object which you saw.</p> <p style="font-size: 2em; text-align: center;"><u>POT LID</u></p>																									

Official U.S. Air Force

Page 5

27. In the following sketch, imagine that you are at the point shown. Place an "A" on the curved line to show how high the object was above the horizon (skyline) when you *first* saw it. Place a "B" on the same curved line to show how high the object was above the horizon (skyline) when you *last* saw it. Place an "A" on the compass when you *first* saw it. Place a "B" on the compass when you *last* saw the object.



28. Draw a picture that will show the motion that the object or objects made. Place an "A" at the beginning of the path, a "B" at the end of the path, and show any changes in direction during the course.

29. IF there was MORE THAN ONE object, then how many were there? _____
Draw a picture of how they were arranged, and put an arrow to show the direction that they were traveling.

UFO form continued

Page 6

30. Have you ever seen this, or a similar object before. If so give date or dates and location.

NO

31. Was anyone else with you at the time you saw the object? (Circle One) Yes ☐ No ☒

31.1 IF you answered YES, did they see the object too? (Circle One) Yes ☐ No ☐

31.2 Please list their names and addresses:

32. Please give the following information about yourself:

NAME [REDACTED] [REDACTED] [REDACTED]
Last Name First Name Middle Name
ADDRESS 4013 Boise IDaho
Street City Zone State
TELEPHONE NUMBER [REDACTED] AGE 14 SEX MALE

Indicate any additional information about yourself, including any special experience, which might be pertinent.

33. When and to whom did you report that you had seen the object? 18 JANUARY 1967
Day Month Year
called Boise Municipality
AIRPORT NOBODY ANSWERED

SORRY SO LATE NOBODY
SEEMED VERY INTERESTED

Official U.S. Air Force U

Page 7

34. Date you completed this questionnaire:

Day

Month

Year

FEBRUARY 1967

35. Information which you feel pertinent and which is not adequately covered in the specific points of the questionnaire or a narrative explanation of your sighting.

OBJECT : CAME OUT OF CLOUDS GOES DOWN
SLOWED DOWN TO ALMOST STILL
SPEEDS UP VERY FAST AND BANKED
BACKWARD VERY FAST WENT
BEHIND CLOUD AND DISAPPEARED

FO form continued

Page 8

