

22 MAY 1968

TDPT (UFO) Lt Col Quintanilla/70916/mhs/21 May 68

UFO Observation & Photograph, March 24, 1967

Robert Fohl
Prince Fredrick House Apt
App -- C-4,
King of Prussia, Pennsylvania 19406

1. Reference your unidentified observation and subsequent photograph of an unidentified object on March 24, 1967, at Milwaukee, Wisconsin. Your photograph was submitted to photo analysis experts with the following results.

a. Analysis of the photograph showed the image - it was determined to be an actual photographic image and not a blemish in the film - to be generally elliptical in configuration and almost centered on the frame format. The accompanying source's data revealed that the photograph had been taken through window glass. It was determined that the photographic image is probably the reflection of an object in the window glass. A more precise identification of the actual object cannot be made from the material and information available.

2. We are returning your photograph. Thank you for reporting your observation to the Air Force.

RECTOR QUINTANILLA, Jr, Lt Colonel, USAF
Chief, Aerial Phenomena Office
Aerospace Technologies Division
Production Directorate

1 Atch
One (1) Polaroid Swinger
Photograph

TDPT (UFO) OFFICIAL FILE CY

PHOTO ANALYSIS REPORT

NR 68-13PAGE 1 OF 1 PAGESDATE OF REPORT 13 March 1968SUBJECT UNIDENTIFIED FLYING OBJECT - MILWAUKEE, WISCONSINLOCATION Milwaukee, WisconsinDATE 24 March 1967

PHOTOGRAPHY

AF _____ IR _____ QUALITY _____

P NRS _____

One Polaroid "Swinger" print, one FTD copy print.

1. PURPOSE: This report answers Work Order Number 68-1 submitted by Major H. Quintanilla, TDPT(UFO), which requested an analysis be made of the submitted Polaroid "Swinger" print to identify the object which was reportedly sighted in Milwaukee, Wisconsin on 24 March 1967.

2. ANALYSIS: Analysis of the photograph showed the image - it was determined to be an actual photographic image and not a blemish in the film - to be generally elliptical in configuration and almost centered on the frame format. The accompanying source's data revealed that the photograph had been taken through window glass. It was determined that the photographic image is probably the reflection of an object in the window glass. A more precise identification of the actual object can not be made from the material and information available.

PHOTO ANALYSIS BY:

APPROVED BY:

Edward K. Maloney
EDWARD K. MALONEY
Lieutenant, USAF
Photo Interpreter

William L. Turner
WILLIAM L. TURNER
Major, USAF
Chief, Photo Analysis Branch

Wilber Price, Jr.
WILBER PRICE, JR.
Chief, Photo Exploitation Division

104 + photo data
28 March 67
TDET/UFO(Maj H Quintanilla, Jr/70916/mhs/25 Oct 67)

OCT 28 1967

UFO Sighting & Photographs, Easter 1967

App. -- C-4

King of Prussia, Pennsylvania 19406

Reference your recent correspondence in which you reported your unidentified observation of Easter 1967 and subsequent photographs. Additional information on your sighting and your original negative are needed to perform a scientific investigation: Request you complete the attached photographic data sheet and FTD Form 164 and return them with your original negative. Upon completion of analysis we will return your negative along with our findings.

JAMES C. MANATT, Colonel, USAF
Director of Technology and Subsystems

2 Atchs

1. FTD Form 164 w/envelope
2. Photo Data Sheet

COPY machine DuPlakIT of Sander

DEPARTMENT OF THE AIR FORCE
HEADQUARTERS FOREIGN TECHNOLOGY DIVISION (AFSC)
WRIGHT-PATTERSON AIR FORCE BASE, OHIO 45433



REPLY TO
ATTN OF: TDET/UFO

SUBJECT: UFO Sighting & Photographs, Easter 1967

TO:

App. -- C-4
King of Prussia, Pennsylvania 19406

Reference your recent correspondence in which you reported your unidentified observation of Easter 1967 and subsequent photographs. Additional information on your sighting and your original negative are needed to perform a scientific investigation. Request you complete the attached photographic data sheet and FTD Form 164 and return them with your original negative. Upon completion of analysis we will return your negative along with our findings.

James C. Manatt
JAMES C. MANATT, Colonel, USAF
Director of Technology and Subsystems

2 Atchs
1. FTD Form 164 w/envelope
2. Photo Data Sheet

Official U.S. Air Force

Page 3

14. Did the object disappear while you were watching it? If so, how?

it sped up and
Flew out of sight

15. Did the object move behind something at any time, particularly a cloud?

(Circle One):

Yes

☒ No

Don't know.

If you answered YES, then tell what

it moved behind:

16. Did the object move in front of something at any time, particularly a cloud?

(Circle One):

Yes

☒ No

Don't know.

If you answered YES, then tell what

in front of:


17. Tell in a few words the following things about the object:

a. Sound no soundb. Color metallic Gray

18. We wish to know the angular size. Hold a match stick at arm's length in line with a known object and note how much of the object is covered by the head of the match. If you had performed this experiment at the time of the sighting, how much of the object would have been covered by the match head?

about Half

19. Draw a picture that will show the shape of the object or objects. Label and include in your sketch any details of the object that you saw such as wings, protrusions, etc., and especially exhaust trails or vapor trails. Place an arrow beside the drawing to show the direction the object was moving.

I Have a Picture of the
Object

OFFICIAL U.S. AIR

Page 1

U.S. AIR FORCE TECHNICAL INFORMATION

This questionnaire has been prepared so that you can give the U.S. Air Force as much information as possible concerning the unidentified aerial phenomenon that you have observed. Please try to answer as many questions as you possibly can. The information that you give will be used for research purposes. Your name will not be used in connection with any statements, conclusions, or publications without your permission. We request this personal information so that if it is deemed necessary, we may contact you for further details.

1. When did you see the object?

24 MARCH 1967
Day Month Year

2. Time of day:

4 30
Hours Minutes

(Circle One): A.M. or P.M.

3. Time Zone:

(Circle One): a. Eastern
b. Central
c. Mountain
d. Pacific
e. Other _____

(Circle One): a. Daylight Saving
b. Standard

4. Where were you when you saw the object?

[Redacted]
Nearest Postal Address

Millwaukee
City or Town

WI
State or County

5. How long was object in sight? (Total Duration)

30
Hours Minutes Seconds

a. Certain
b. Fairly certain

c. Not very sure
d. Just a guess

5.1 How was time in sight determined? If I guessed

5.2 Was object in sight continuously? Yes X No _____

6. What was the condition of the sky?

DAY
a. Bright
b. Cloudy

NIGHT
a. Bright
b. Cloudy

7. IF you saw the object during DAYLIGHT, where was the SUN located as you looked at the object?

(Circle One): a. In front of you
b. In back of you
c. To your right

d. To your left
e. Overhead
f. Don't remember

FORCE UFO FORM

Page 2

8. IF you saw the object at NIGHT, what did you notice concerning the STARS and MOON?

8.1 STARS (Circle One):

- a. None
- b. A few
- c. Many
- d. Don't remember

8.2 MOON (Circle One):

- a. Bright moonlight
- b. Dull moonlight
- c. No moonlight—pitch dark
- d. Don't remember

9. What were the weather conditions at the time you saw the object?

CLOUDS (Circle One):

- a. Clear sky
- b. Hazy
- c. Scattered clouds
- d. Thick or heavy clouds

WEATHER (Circle One):

- a. Dry
- b. Fog, mist, or light rain
- c. Moderate or heavy rain
- d. Snow
- e. Don't remember

10. The object appeared: (Circle One):

- a. Solid
- b. Transparent
- c. Vapor
- d. As a light
- e. Don't remember

11. If it appeared as a light, was it brighter than the brightest stars? (Circle One):

- a. Brighter
- b. Dimmer
- c. About the same
- d. Don't know

11.1 Compare brightness to some common object:

a very small golden glow around the UFO

12. The edges of the object were:

(Circle One): a. Fuzzy or blurred

b. Like a bright star

c. Sharply outlined

d. Don't remember

e. Other _____

13. Did the object:

(Circle One for each question)

- a. Appear to stand still at any time?
- b. Suddenly speed up and rush away at any time?
- c. Break up into parts or explode?
- d. Give off smoke?
- e. Change brightness?
- f. Change shape?
- g. Flash or flicker?
- h. Disappear and reappear?

- | | | |
|------------|-----------|------------|
| <u>Yes</u> | No | Don't know |
| <u>Yes</u> | No | Don't know |
| Yes | <u>No</u> | Don't know |
| Yes | <u>No</u> | Don't know |
| Yes | <u>No</u> | Don't know |
| Yes | <u>No</u> | Don't know |
| Yes | <u>No</u> | Don't know |

UFO form continued

Page 4

20. Do you think you can estimate the speed of the object?

(Circle One)

☒ Yes

☐ No

IF you answered YES, then what speed would you estimate? 60-70 miles

21. Do you think you can estimate how far away from you the object was?

(Circle One)

☒ Yes

☐ No

IF you answered YES, then how far away would you say it was? 50 feet

22. Where were you located when you saw the object?

(Circle One):

☒ a. Inside a building

b. In a car

c. Outdoors

d. In an airplane (type)

e. At sea

f. Other _____

23. Were you (Circle One)

a. In the business section of a city?

☒ b. In the residential section of a city?

c. In open countryside?

d. Near an airfield?

e. Flying over a city?

f. Flying over open country?

g. Other _____

24. IF you were MOVING IN AN AUTOMOBILE or other vehicle at the time, then complete the following questions:

24.1 What direction were you moving? (Circle One)

a. North

c. East

e. South

g. West

b. Northeast

d. Southeast

f. Southwest

h. Northwest

24.2 How fast were you moving? _____ miles per hour.

24.3 Did you stop at any time while you were looking at the object?

(Circle One)

☐ Yes

☐ No

25. Did you observe the object through any of the following?

a. Eyeglasses

Yes

No

e. Binoculars

Yes

No

b. Sun glasses

Yes

No

f. Telescope

Yes

No

c. Windshield

Yes

No

g. Theodolite

Yes

No

d. Window glass

☒ Yes

No

h. Other _____

26. In order that you can give as clear a picture as possible of what you saw, describe in your own words a common object or objects which, when placed up in the sky, would give the same appearance as the object which you saw.

upside down radar cup with large holes around sides

Official U.S. Air Force

Page 7

34. Date you completed this questionnaire:

23
Day

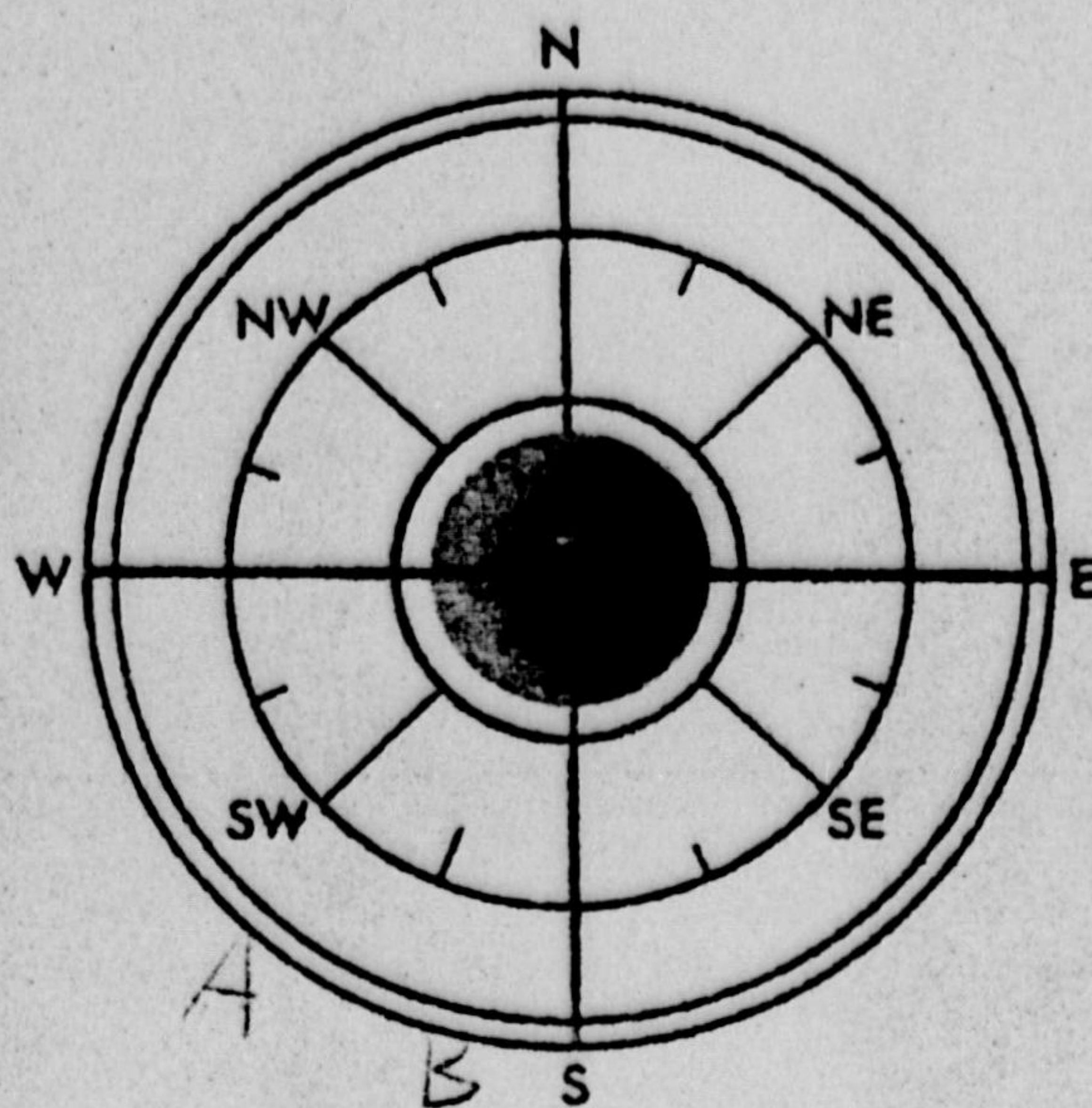
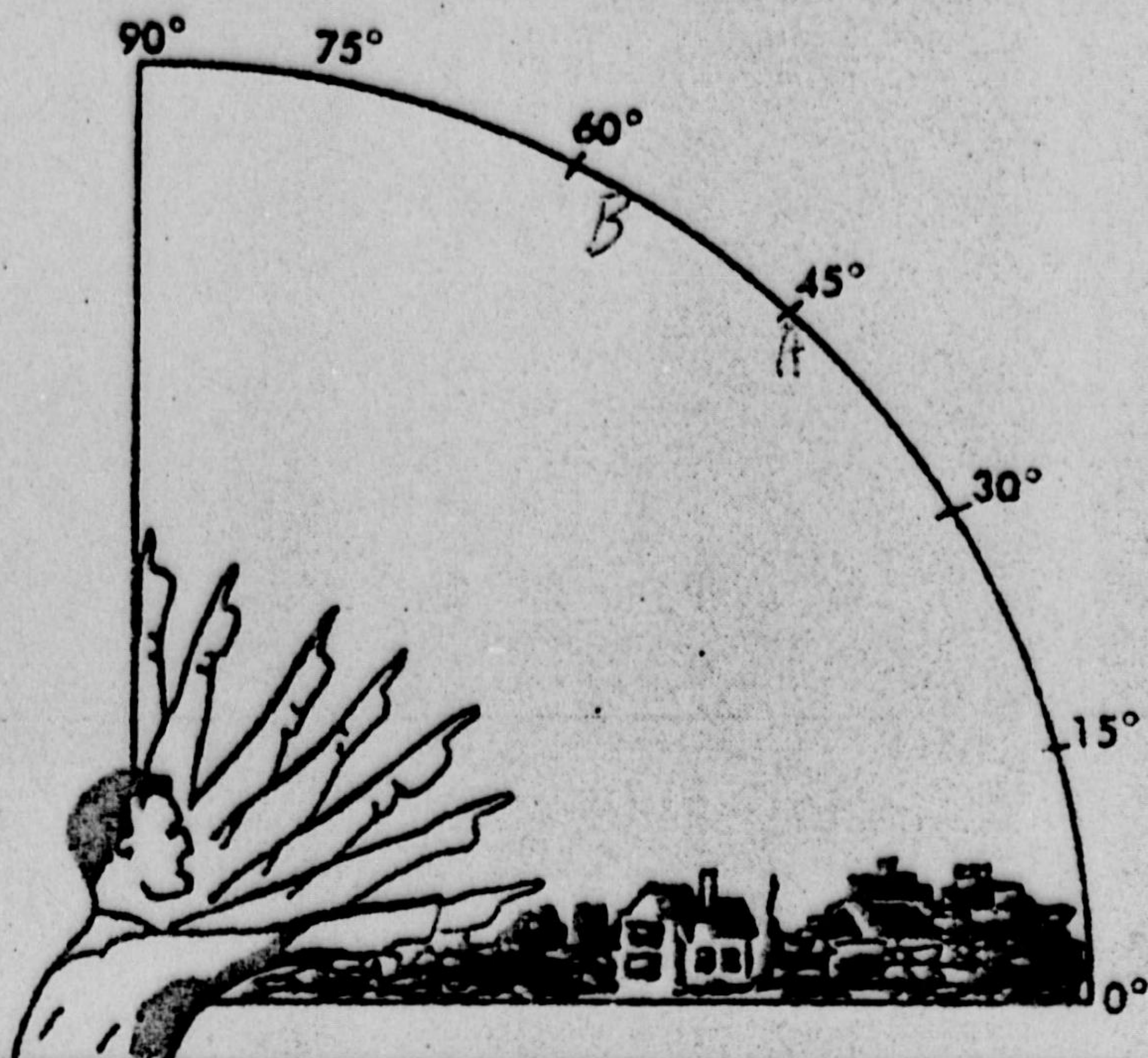
APRIL
Month

1967
Year


35. Information which you feel pertinent and which is not adequately covered in the specific points of the questionnaire or a narrative explanation of your sighting.

I have a photograph
of the object. and I just moved
and I would like the picture
Back. PLEASE.

27. In the following sketch, imagine that you are at the point shown. Place an "A" on the curved line to show how high the object was above the horizon (skyline) when you *first* saw it. Place a "B" on the same curved line to show how high the object was above the horizon (skyline) when you *last* saw it. Place an "A" on the compass when you *first* saw it. Place a "B" on the compass when you *last* saw the object.



28. Draw a picture that will show the motion that the object or objects made. Place an "A" at the beginning of the path, a "B" at the end of the path, and show any changes in direction during the course.



29. IF there was MORE THAN ONE object, then how many were there? _____
Draw a picture of how they were arranged, and put an arrow to show the direction that they were traveling.

UFO form continued

Page 6

30. Have you ever seen this, or a similar object before. If so give date or dates and location.

No

31. Was anyone else with you at the time you saw the object? (Circle One)

Yes

No

31.1 IF you answered YES, did they see the object too? (Circle One)

Yes

No

31.2 Please list their names and addresses:

32. Please give the following information about yourself:

NAME

First Name

Middle Name

ADDRESS

City

Zone

State

TELEPHONE NUMBER

AGE

SEX

Indicate any additional information about yourself, including any special experience, which might be pertinent.

33. When and to whom did you report that you had seen the object?

my mother

24

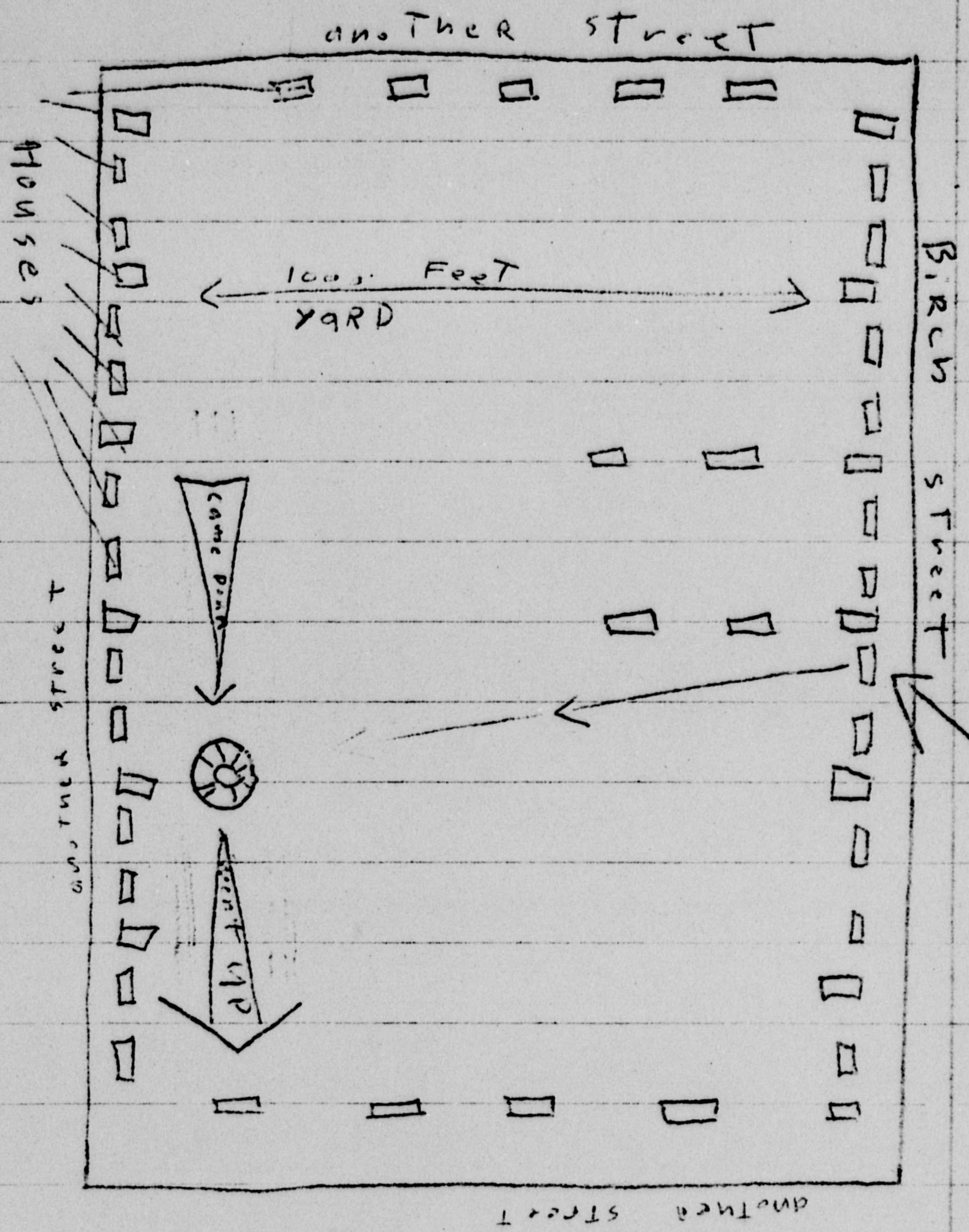
Day

MARCH

Month

1969

Year



EASTER 1967

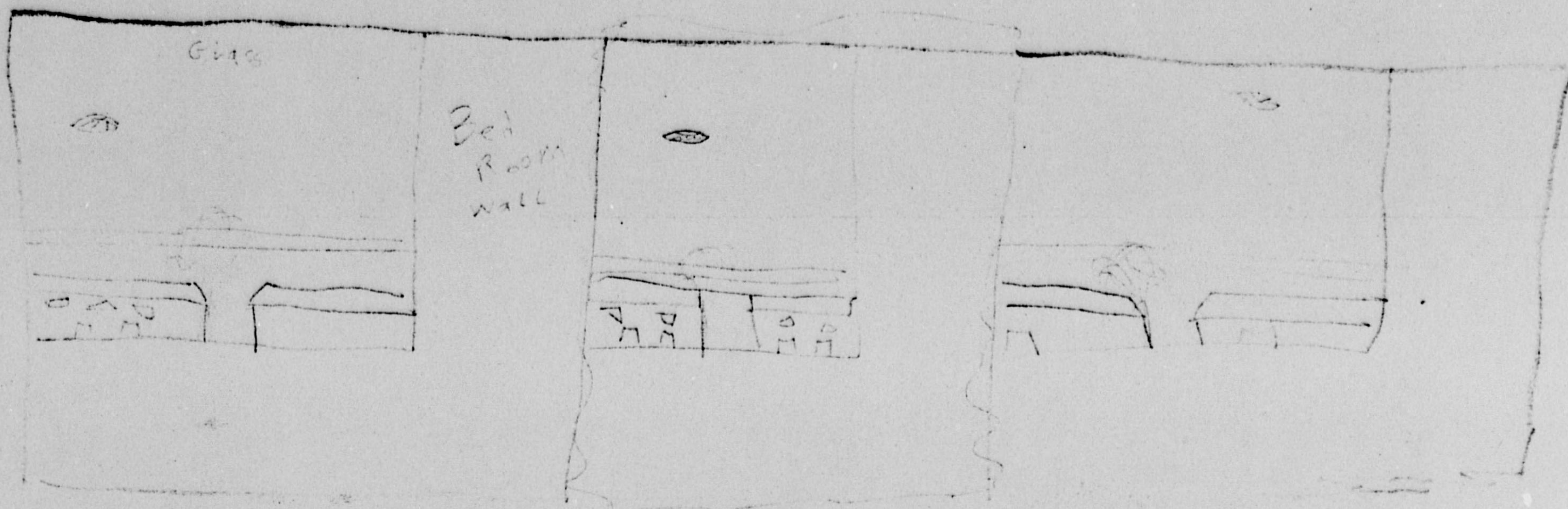
PHOTOGRAPHIC DATA

1. Type and make of camera Swinger camera
2. Type, focal length, and make of lens Poleroid, 8Pre set, Poleroid
3. Brand and type of film Poleroid 220
4. Shutter speed used Fixed
5. Lens opening used; that is, "f" stop Pre set
6. Filters used none
7. Was tripod or solid stand used no
8. Was "panning" used no
9. Exact direction camera was pointing with relation to true North, and its angle with respect to the ground. I shot south and in a strait line.
10. If supplemental information is unobtainable, the minimum camera data required are the type of camera, and the smallest and largest "f" stop and shutter speed readings of the camera.
11. Estimate distance from camera to object: 100 Feet

Gentlemen,

Could you please send me some informatoin on UFOs? Also, I think you wou
be interested in my story of a UFO.

Last easter, about two days before sunday, I was up in my bedroom ge
ing ready to go to my aunts house(in Darlington, Wis.) Just as I finnnished
loading my camera, a swinger camera, something outside the window caught m
eye. It was a saucer, about 25 feet in diamater, and 'bOUT 10 feet top to
bottom. I whipped up my camera and snapped I picture. I pulled out the fil
counted to IO and tore off the picture. Then I raised the camera for anoth
but it hade gone. Belowe is a diagram on how the saucer acted.



I photographed
this one.

If you request the photo, I will send you the origanel and a blowup of
the saucer. The picture is, I think, a good one, because you can see, wha
appears to be the windows of the craft.

THank you for your consideration.

Sincerely,

P.S. My address is:


APR [REDACTED] KING OF PRUSSA, PA.

19406

this case includes


FIVE (5) 4x6 B & W Photos


one (1) 3x4 B & W Negative





FOREIGN TECHNOLOGY DIVISION, AFSC


UNCLASSIFIED











Final

68-13

Page 1 of 2

PAR 68-1

type
LRA

PI - Maloney

Unidentified Flying Object
Milwaukee, Wisconsin

24 March 1967

One Polaroid "Swinger" print, one FTD copy print.

1. Purpose: This report answers Work Order Number 68-1 submitted by Major H. Quintanilla, ^{TDPT(UFO)}~~TDPT~~, which requested an analysis be made of the submitted Polaroid "Swinger" print to identify the object which was reportedly sighted in Milwaukee, Wisconsin on 24 March 1967.

2. Analysis: Analysis of the photograph showed the image — it was determined to be an actual photographic image and not a blemish in the film — to be generally elliptical in configuration and almost centered on the

frame format. The accompanying source's questionnaire,
~~however, contained a number of discrepancies~~
~~and inconsistencies concerning the direction of~~
~~flight of the unidentified object and the distance~~
~~from the camera to the unidentified object. It also~~
~~revealed~~
~~along with the fact that the photograph had been~~
~~taken through window glass. Following examination~~
~~of the photograph by Mr. Charles Chapin, TADPR, it was~~
~~determined that the photographic image is probably~~
~~the reflection of an object, located either in front of~~
~~or behind the camera, in the window glass. A more~~
~~precise identification of the actual object can not be~~
~~made from the material and information available.~~

ALL INFORMATION CONTAINED HEREIN IS UNCLASSIFIED
DATE 11/11/01 BY 60322 UCBAW