PROJECT BLUE BOOK RECORD

| | |
|---|---|
| [illegible] | Elizabeth, North Carolina |
| [illegible] | 10. CONCLUSION<br>SIGHTING AND PHOTO: Other (HOAX)<br>Observer admitted that the case and photo were a hoax.<br>NOTE: No satisfactory explanation could be made of the "Unidentified object by the photo-experts. It was only after photo-analysis had been performed that the observer admitted it was a hoax. |
| 4. NUMBER OF OBJECTS<br>One | |
| 5. LENGTH OF OBSERVATION<br>2 1/2 Minutes | 11. BRIEF SUMMARY AND ANALYSIS<br>Observer sighted a disc shaped object that came from behind clouds. It was blue on top and white around the sides. The object came at the observer at a high rate of speed, stopped and then retreated behind the clouds. |
| 6. TYPE OF OBSERVATION<br>Ground-Visual | |
| 7. COURSE<br>NE - NNE | |
| 8. PHOTOS<br>X Yes<br>☐ No | |
| 9. PHYSICAL EVIDENCE<br>☐ Yes<br>☒ No | |

FORM
(D SEP 55 1-629 (TDE) Previous editions of this form may be used.

10 Mar 67

TDPT (UFO)

Request for UFO Information & Sighting

DEC 11 1967

Mr [redacted]
[redacted]
Tuscolo Park
Waynesville, North Carolina 28786

Dear [redacted]

Reference your recent letter to my office. I appreciate your honesty in telling me that your UFO was a fraud. I am sorry, for your sake, that your parents' severely punished you for your actions. I am sure that you will grow up to be much wiser because of their concern over what you did without their knowledge.

I would like to ask one favor of you; however, I would like for you to talk it over with your parents'. I would like for you to donate your original photographs to the Air Force. If you still have it, I would also like for you to donate the object which you photographed with an explanation as to how you put it together.

The reason I want the object and the photos is to show others what has been done to fake an alleged flying saucer. I will not reveal your name to any one except my staff.

I am inclosing some information which you might enjoy since you like to read about the UFO phenomena.

Sincerely,

HECTOR QUINTANILLA, Jr, Major, USAF
Chief, Project Blue Book

4 Atchs
1. Blue Book
2. Summaries
3. Airman Extract
4. Library of Congress Rpt

TDPT (UFO) file

Gentlemen:

I was thirteen years old in May and I am very much interested in flying and flying objects. I used to be so interested that I would go out on warm summer nights and wait for flying objects. I never did see any so I prepared some objects and photographed them with my swinger camera. They were so realistic that some of my class mates wanted me to send them in, so I did. My parents had no knowledge I was doing this. I am truly sorry for my actions. The witness I stated in my letter had no part in the matter. I have been severely punished for my actions by my parents. I promise you this will never happen again.

Sincerely,

[redacted]

10 Mar 67

Wright-Patterson-Maj Rademacher/SAFOICC/ljs/79079/31 July 67

JUL 3 1 1967

Dear [redacted]

Reference your observation and subsequent photography of an unidentified flying object (UFO) on March 10, 1967.

The photographs were examined in hopes of identifying the object. The object appeared to be circular, basically flat in shape. Lack of sufficient foreground and/or background detail precluded a scale factor to size the object. This lack of describable features prevents a positive identification of the object.

Inclosed are the photographs which you submitted for analysis.

Thank you for reporting your observation to the Air Force.

Sincerely,

BARNETT B. YOUNG
Lt Colonel, USAF
Chief, Civil Branch
Community Relations Division
Office of Information

Attachments

Mr. [redacted]
[redacted]
Waynesville, North Carolina 28786

SAF-OICC

SAF-OIC

Coord cy - SAF-OIC
Comnk cy - SAF-OIC
Reader cy - SAF-OIC
Activity cy - SAF-OIC
Stayback

10 Mar '67

DEPARTMENT OF THE AIR FORCE
HEADQUARTERS FOREIGN TECHNOLOGY DIVISION (AFSC)
WRIGHT-PATTERSON AIR FORCE BASE, OHIO 45433

REPLY TO ATTN OF: TDPT/UFO

NOV 30 1967

SUBJECT: UFO Observation, 10 March 1967

TO: [redacted]
Waynesville, N. C. 28786

Your name has been given to the Aerial Phenomena Branch (Project Blue Book) as being a witness to an unidentified flying object. If you were a witness to an UFO sighting on 10 March 1967 would you please complete the attached AF Form 117 and return it in the envelope provided. If you were not a witness to this sighting, would you please make a statement to this effect on the attached form. The information which you provide will be used in evaluating this observation. Thank you for your assistance in this matter.

JAMES C. MANATT, Colonel, USAF
Director of Production

1 Atch
AF Form 117

# PHOTO ANALYSIS REPORT

NR 67-43

PAGE 1 OF 1 PAGES

DATE OF REPORT 26 May 1967

SUBJECT UNIDENTIFIED FLYING OBJECT

LOCATION JUNALØUSKA, NORTH CAROLINA DATE 10 MARCH 1967

## PHOTOGRAPHY

AF _____ IR _____ QUALITY Poor

P NRS Two Polaroid Prints (black & white)

1. PURPOSE: This report is in response to Work Order Number 67-59 submitted by Major Quintanilla, TDETR, to determine the identity of the object photographed.

2. ANALYSIS: The photography appears genuine insofar as content is concerned. Examination of the two submitted Polaroid-type prints has negated double exposure and/or retouching. The object appears to be circular in planform, basically flat in cross-section with a domed superstructure. The object also gives a sandwich-like appearance with the middle section being darker and possibly smaller in diameter than the outer sections. Source did not indicate a size for the object or distance from the camera to the object when photographed. Lack of sufficient foreground and/or background detail precluded a scale factor to size the object. No satisfactory explanation could be made of the unidentified object.

PHOTO ANALYSIS BY:

William L. Cook

WILLIAM L. COOK
Intelligence Research Specialist

APPROVED BY:

William L. Turner

WILLIAM L. TURNER
Major, USAF
Chief, Photo Analysis Branch

WILBER PRICE, JR.
Chief,
Photo Exploitation Division

FTD FORM APR 62 132

# FTD WORK ORDER

Date Issued 16 May 67

1. Description of Work: (Include title of unscheduled tasks.)

Request photo analysis be accomplished on the attached polaroid pictures (two) to determine what unidentified object may be.

10 March 1967, [redacted] sighting.

Request all material be returned upon completion of analysis.

**-FROM-**

2. FTD W.O. No.
60 1 0 2 1 2 0 2

3. Monitor
Maj H Quintanilla, Jr

4. Phones
70916/76578

5. DIA Task No.
t65-01959

6. DIA Priority
6A

7. Date Needed
31 May 67

8. Consequence Code
A

9. Classification of Sources
All source

10. Classification of End Product
UNCLASSIFIED

11. PPTD or Dep Sig.
[illegible]

**-TO-**

12. Div./Dir. Symbol
TDDP

13. M-H Estimate
8

14. Monitor
MGT

15. Phones

16. Div. Precedence
1

17. Div. Chief/Dir. Sig.
[illegible]

18. Div. Chiefs Instructions/Modification or Expansion of Work Description

67-59
18 May 67

FTD FORM JAN 67 13 Previous edition of this form is obsolete.

Copy No. 3 to Block 3

# OFFICIAL U.S. AIR



## U.S. AIR FORCE TECHNICAL INFORMATION

This questionnaire has been prepared so that you can give the U.S. Air Force as much information as possible concerning the unidentified aerial phenomenon that you have observed. Please try to answer as many questions as you possibly can. The information that you give will be used for research purposes. Your name will *not* be used in connection with any statements, conclusions, or publications without your permission. We request this personal information so that if it is deemed necessary, we may contact you for further details.

1. When did you see the object?

10 (Day) Mar. (Month) 1967 (Year)

2. Time of day: 4 (Hours) 45 (Minutes)

(Circle One): A.M. or P.M.

3. Time Zone:

(Circle One): a. Eastern
b. Central
c. Mountain
d. Pacific
e. Other _____

(Circle One): a. Daylight Saving
b. Standard

4. Where were you when you saw the object?

Rt 4 (Nearest Postal Address) [redacted] (City or Town) [redacted] (State or County)

5. How long was object in sight? (Total Duration) 0 (Hours) 2 (Minutes) 30 (Seconds)

a. Certain
b. Fairly certain
c. Not very sure
d. Just a guess

5.1 How was time in sight determined? watch

5.2 Was object in sight continuously? Yes ✓ No _____

6. What was the condition of the sky?

DAY
a. Bright
b. Cloudy

NIGHT
a. Bright
b. Cloudy

7. IF you saw the object during DAYLIGHT, where was the SUN located as you looked at the object?

(Circle One): a. In front of you
b. In back of you
c. To your right
d. To your left
e. Overhead
f. Don't remember

FORM FTD OCT 62 164 This form supersedes FTD 164, jul 61, which is obsolete.

# FORCE UFO FORM



8. IF you saw the object at NIGHT, what did you notice concerning the STARS and MOON?

8.1 STARS *(Circle One)*:

a. None
b. A few
c. Many
d. Don't remember

8.2 MOON *(Circle One)*:

a. Bright moonlight
b. Dull moonlight
c. No moonlight—pitch dark
d. Don't remember

9. What were the weather conditions at the time you saw the object?

CLOUDS *(Circle One)*:

a. Clear sky
b. Hazy
c. Scattered clouds
d. Thick or heavy clouds

WEATHER *(Circle One)*:

a. Dry
b. Fog, mist, or light rain
c. Moderate or heavy rain
d. Snow
e. Don't remember

10. The object appeared: *(Circle One)*:

a. Solid
b. Transparent
c. Vapor
d. As a light
e. Don't remember

11. If it appeared as a light, was it brighter than the brightest stars? *(Circle One)*:

a. Brighter
b. Dimmer
c. About the same
d. Don't know

11.1 Compare brightness to some common object:

It was in the day it was blue on top and white around the side

12. The edges of the object were:

*(Circle One)*:
a. Fuzzy or blurred
b. Like a bright star
c. Sharply outlined
d. Don't remember
e. Other they were a cromi colored at top and bottom around the white part

13. Did the object: *(Circle One for each question)*

| | | | |
|---|---|---|---|
| a. Appear to stand still at any time? | Yes | No | Don't know |
| b. Suddenly speed up and rush away at any time? | Yes | No | Don't know |
| c. Break up into parts or explode? | Yes | No | Don't know |
| d. Give off smoke? | Yes | No | Don't know |
| e. Change brightness? | Yes | No | Don't know |
| f. Change shape? | Yes | No | Don't know |
| g. Flash or flicker? | Yes | No | Don't know |
| h. Disappear and reappear? | Yes | No | Don't know |

# Official U.S. Air Force



14. Did the object disappear while you were watching it? If so, how?

after it just went into the clouds

15. Did the object move behind something at any time, particularly a cloud?

(Circle One): Yes No Don't know. IF you answered YES, then tell what it moved behind: a cloud and come out on the other side of the cloud

16. Did the object move in front of something at any time, particularly a cloud?

(Circle One): Yes No Don't know. IF you answered YES, then tell what in front of: It was infront of a cloud after it come from behind it

17. Tell in a few words the following things about the object:

a. Sound like an off ondom roar

b. Color blue on top white around the sides

18. We wish to know the angular size. Hold a match stick at arm's length in line with a known object and note how much of the object is covered by the head of the match. If you had performed this experiment at the time of the sighting, how much of the object would have been covered by the match head?

The object moved toward me an then went behind a cloud and back again

19. Draw a picture that will show the shape of the object or objects. Label and include in your sketch any details of the object that you saw such as wings, protrusions, etc., and especially exhaust trails or vapor trails. Place an arrow beside the drawing to show the direction the object was moving.



# UFO form continued



20. Do you think you can estimate the speed of the object?

(Circle One) (Yes) No

IF you answered YES, then what speed would you estimate? fast 100 mph and stoped

21. Do you think you can estimate how far away from you the object was?

(Circle One) (Yes) No

IF you answered YES, then how far away would you say it was? It came toward me then went behind a cloud

22. Where were you located when you saw the object? (Circle One):

a. Inside a building
b. In a car
c. (Outdoors)
d. In an airplane (type)
e. At sea
f. Other _____

23. Were you (Circle One)

a. In the business section of a city?
b. In the residential section of a city?
c. (In open countryside?)
d. Near an airfield?
e. Flying over a city?
f. Flying over open country?
g. Other _____

24. IF you were MOVING IN AN AUTOMOBILE or other vehicle at the time, then complete the following questions:

24.1 What direction were you moving? (Circle One)

a. North c. East e. South g. West
b. Northeast d. Southeast f. Southwest h. Northwest

24.2 How fast were you moving? _____ miles per hour.

24.3 Did you stop at any time while you were looking at the object?

(Circle One) Yes (No)

25. Did you observe the object through any of the following?

| | | | | | |
|---|---|---|---|---|---|
| a. Eyeglasses | Yes | (No) | e. Binoculars | Yes | (No) |
| b. Sun glasses | Yes | (No) | f. Telescope | Yes | (No) |
| c. Windshield | Yes | (No) | g. Theodolite | Yes | (No) |
| d. Window glass | Yes | (No) | h. Other eyes | | |

26. In order that you can give as clear a picture as possible of what you saw, describe in your own words a common object or objects which, when placed up in the sky, would give the same appearance as the object which you saw.

nothing I ever saw

27. In the following sketch, imagine that you are at the point shown. Place an "A" on the curved line to show how high the object was above the horizon (skyline) when you *first* saw it. Place a "B" on the same curved line to show how high the object was above the horizon (skyline) when you *last* saw it. Place an "A" on the compass when you *first* saw it. Place a "B" on the compass when you *last* saw the object.







28. Draw a picture that will show the motion that the object or objects made. Place an "A" at the beginning of the path, a "B" at the end of the path, and show any changes in direction during the course.

29. IF there was MORE THAN ONE object, then how many were there? _____
Draw a picture of how they were arranged, and put an arrow to show the direction that they were traveling.

# UFO form continued



30. Have you ever seen this, or a similar object before. If so give date or dates and location.

No

31. Was anyone else with you at the time you saw the object? *(Circle One)* Yes No

31.1 IF you answered YES, did they see the object too? *(Circle One)* Yes No

31.2 Please list their names and addresses: Yes my brother

[redacted]

RF4 Waynesville N.C.

32. Please give the following information about yourself:

NAME [redacted] (Last Name) [redacted] (First Name) [redacted] (Middle Name)

ADDRESS [redacted] (Street) Waynesville (City) ___ (Zone) N.C. (State)

TELEPHONE NUMBER [redacted] AGE 13 SEX M

Indicate any additional information about yourself, including any special experience, which might be pertinent.

33. When and to whom did you report that you had seen the object?

13 (Day) March (Month) 67 (Year) School mates

# Official U.S. Air Force U



34. Date you completed this questionnaire: 3 (Day) Apr. (Month) 67 (Year)

35. Information which you feel pertinent and which is not adequately covered in the specific points of the questionnaire or a narrative explanation of your sighting.

I took 2 pictures of the object when I was out taking pictures about home I will sent them to you

Taken with Polaroid "Swinger" Camera

USM

this case includes

TWO (2) 8X10 B & W Photos

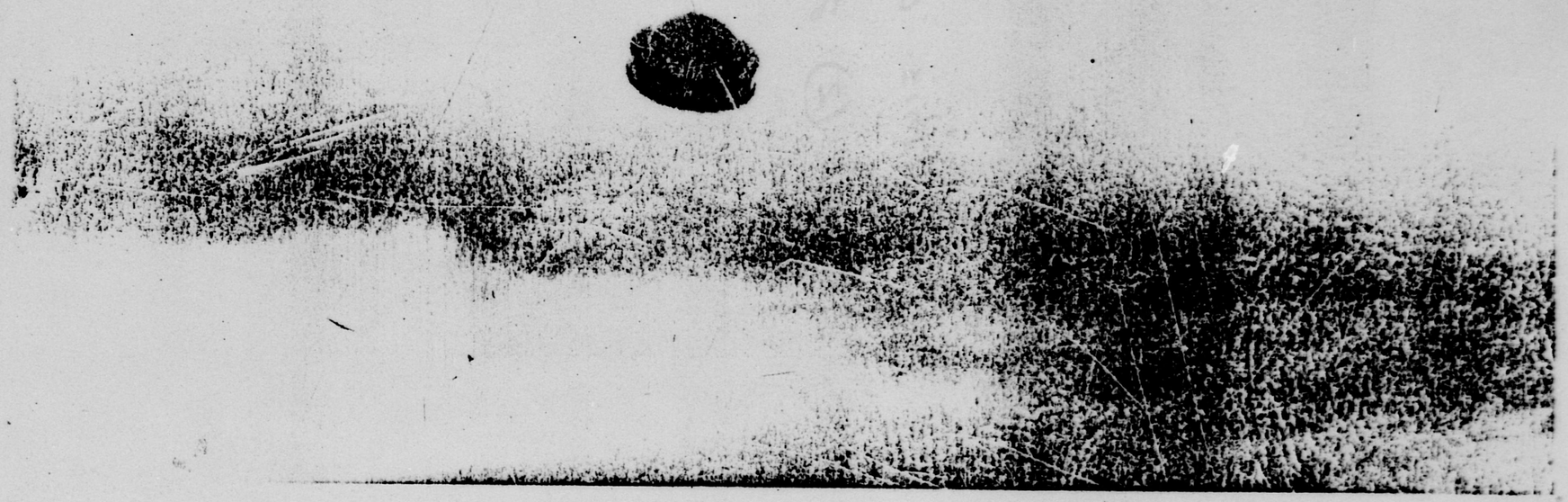



# Official U.S. Air Force



14. Did the object disappear while you were watching it? If so, how?

it took off and came back

15. Did the object move behind something at any time, particularly a cloud?

(Circle One): (Yes) No Don't know. IF you answered YES, then tell what it moved behind: cloud and came out and in

16. Did the object move in front of something at any time, particularly a cloud?

(Circle One): Yes (No) Don't know. IF you answered YES, then tell what in front of: _____

17. Tell in a few words the following things about the object:

a. Sound there was not any sound

b. Color it was white

18. We wish to know the angular size. Hold a match stick at arm's length in line with a known object and note how much of the object is covered by the head of the match. If you had performed this experiment at the time of the sighting, how much of the object would have been covered by the match head?
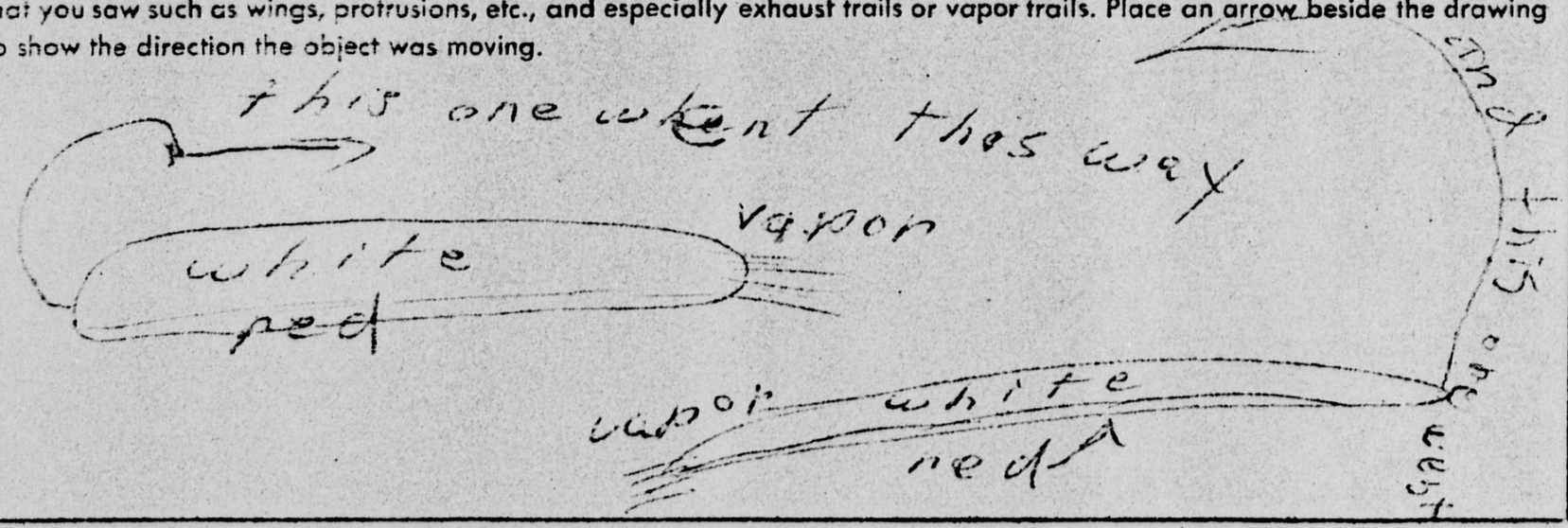
19. Draw a picture that will show the shape of the object or objects. Label and include in your sketch any details of the object that you saw such as wings, protrusions, etc., and especially exhaust trails or vapor trails. Place an arrow beside the drawing to show the direction the object was moving.