PROJECT 10073 RECORD

1. DATE - TIME GROUP 4 Dec 68 04/2040Z	2. LOCATION Davenport, Iowa (1 Witness)
3. SOURCE Civilian	10. CONCLUSION Case: Other (UNRELIABLE REPORT) Photo: INSUFFICIENT DATA FOR EVALUATION
4. NUMBER OF OBJECTS One	
5. LENGTH OF OBSERVATION Conflicting	11. BRIEF SUMMARY AND ANALYSIS The observer sighted and photographed a grey, transparent, saucer shaped craft.
6. TYPE OF OBSERVATION Ground-Visual	COMMENTS: The observer was requested to submitt the original poloroid photo, but failed to do so. In the completed 117 the observer indicated the duration of the sighting as 5 minutes, in another letter he indicated it was less than 10 seconds and on still another, 15 minutes. He also stated that he had 14 other witnesses to the sighting, yet did not supply any names or addresses, even ater requested to do so. The observer also has a sighting for 4 Nov 67.
7. COURSE W - S	
8. PHOTOS XX Yes ☐ No	
9. PHYSICAL EVIDENCE ☐ Yes XX No	ALSO SEE 24 JUN 68

FORM
FTD SEP 63 0-329 (TDE) Previous editions of this form may be used.

THIS CASE INCLUDES
4 PHOTOS 8X10
1 NEGATIVE 4X5

4 Mar 68

27 JUN 1968

TDPT (UFO) Lt Col Quintanilla/70916/mhs/27 Jun 68

UFO Photographs, 3/4 March 1968

[redacted]

Davenport, Iowa 52803

Reference your photograph of an unidentified flying object (UFO) on 3/4 March 1968. Since you failed to provide your original Polaroid photograph, a photo analysis has not been accomplished on your sighting. Your 5" x 7" enlargement and Kodak print are attached.

HECTOR QUINTANILLA, Jr, Lt Colonel, USAF
Chief, Aerial Phenomena Office
Aerospace Technologies Division
Production Directorate

1 Atch
B&W 5x7 enlargement
& Kodak print

TDPT (UFO) OFFICIAL FILE CY

Also see 25 Jun 68

V-34745-50

[redacted]

Post
Davenport Iowa
52803

May 23th 1968.

Gentalmen:

On your last letter of April this year you Gentalmen stated that you would return my 5x7 photograph of a U.F.O. which I took in March. I wish you would return it along with your finding I have been waiting for two months.

P.S. please return finding soon and photograph

Thank you, Yours [redacted]

March 68

24 APR 1968

TDPT (UFO)Lt Col Quintanilla/70916/mhs/23 Apr 68

UFO Observation, 3 March 1968

Davenport Police Department
Davenport, Iowa 52808

1. The Aerial Phenomena Office is in receipt of an unidentified flying object (UFO) report from Davenport, Iowa, which occurred on 3 March 1968 at approximately 3:40 pm.

2. The witness stated that he observed and photographed a disc shaped object near the Municipal Ball Park.

3. Did you receive any reports of unusual objects for this date? We would appreciate your comments as to a possible cause for this sighting.

4. Thank you for your assistance on this matter.

HECTOR QUINTANILLA, Jr, Lt Colonel, USAF
Chief, Aerial Phenomena Office
Aerospace Technologies Division
Production Directorate

TDPT (UFO) OFFICIAL FILE CY

3 March 1968

TDPT (UFO) Lt Col Quintanilla/70916/mhs/24 Apr 68

24 APR 1968

UFO Observation and Photographs, March 3, 1968

Mr [redacted]

Davenport, Iowa 52803

1. Reference your unidentified observation and subsequent photographs of March 3, 1968.

2. Request information on how long you viewed the unidentified object (total duration).

3. In your original letter you stated that there were fourteen witnesses to your sighting. It seems inconceivable that all fourteen persons would refuse to give you their names and addresses.

4. We are returning the negative you forwarded to us. When we wrote our letter of April 17, 1968, we did not realize that you had photographed the object with a Polaroid camera. The original Polaroid print is necessary in order to perform an accurate photographic analysis.

5. Please estimate your distance from the telephone pole which appears in your photograph.

6. All data must be submitted so that a complete scientific investigation may be made. Thank you for your assistance on this matter.

HECTOR QUINTANILLA, Jr, Lt Colonel, USAF
Chief, Aerial Phenomena Office
Aerospace Technologies Division
Production Directorate

2 Atch
1. Negative of Polaroid Dup
2. Self-addressed envelope

ALSO HAS SIGHTING
4 NOV 67 SEE CASE
SAYS HE SAW SOMETHING ON 4 DEC 67 IN

TDPT (UFO) OFFICIAL FILE CY

Gentlemen

I am sending you more information on my sighting of the UFO as you requested. I seen the object for a total of 15 minutes. The distance from the telephone pole was at least 200 yards. Gentlemen as for the original photo I lost it. I have searched my home from stem to stern but not luck. If I do find the original print I will let you know. Gentlemen if you wish to to send a scientifical team down I would glad to show them the place where [redacted] I took the photo. Maybe they could find some physical evedence left by the UFO

Thanks you
for listing.

[redacted]

Gentlemen

I am sending you this photograph of what I believe to be a U.F.O. I hope you will examen this picture carefully and let know about the outcome. I took this photograph with a poc Box camera and had it enlarged for your convea

It was 3:20 in the afternoon when I took this photograph and it was near the Davenport Lane where I spotted the object traveling over a Telephone pole. my sighting of the object at less 10 seconds and I took 17 other pic in the lane area as my witnesse to the sight

I hope you can figure out what this oject is because I can't.

Yours Truly

[redacted]

P.S. my sighting of the object was March 4th 1968

P H O T O G R A P H I C D A T A

1. Type and make of camera Polaroid land camera Model 20 (called the Swinger)

2. Type, focal length, and make of lens Polaroid lens focal length to ~~[illegible]~~ 1 to 25

3. Brand and type of film Polaroid Type 20, film

4. Shutter speed used 15 seconds developement time.

5. Lens opening used; that is, "f" stop don't know

6. Filters used no

7. Was tripod or solid stand used no tripod or solid stand used

8. Was "panning" used no

9. Exact direction camera was pointing with relation to true North, and its angle with respect to the ground. South straight

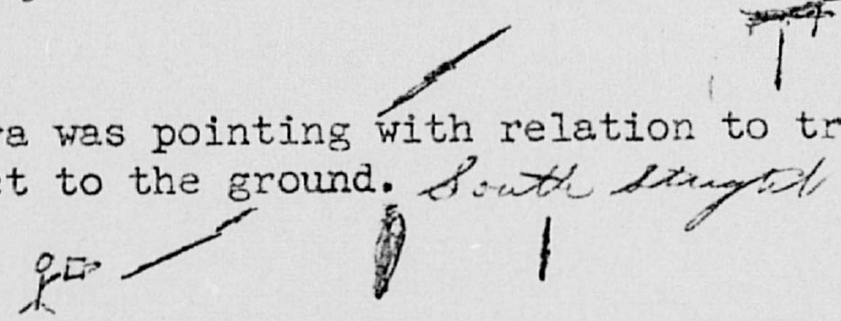

10. If supplemental information is unobtainable, the minimum camera data required are the type of camera, and the smallest and largest "f" stop and shutter speed readings of the camera.

11. Estimate distance from camera to object: 100 feet

April - Lite Photo

17 APR 1968

TDPT (UFO) Maj Quintanilla/70916/mhs/17 Apr 68

UFO Photographs

[redacted]

Davenport, Iowa 52803

1. This replies to your telegram with regards to a photograph of an unidentified flying object. If a witness wishes to report his observation to the Air Force he may do so by contacting either the nearest Air Force base or by contacting our office.

2. In order to perform a scientific investigation, the original negatives are needed. If you wish to report your observation to our, please complete the attached AF Form 117 and photographic data sheet and return them along with your original negatives in the inclosed envelope. Upon completion of analysis we will return your negatives along with our findings.

(*)

HECTOR QUINTANILLA, Jr, Major, USAF
Chief, Aerial Phenomena Office
Aerospace Technologies Division
Production Directorate

2 Atchs
1. AF Form 117 w/envelope
2. Photo Data Sheet

TDPT (UFO) OFFICIAL FILE CY

70916
76678

#2 Pers

1968 APR 15 16 55

#5/PERS/24

1124A EST APR 15 68 CTA124 MB036

M DRA056 PDC DAVENPORT IOWA 15 1014A CST

MAJOR HECTOR QUILLIUM
WRIGHT AFB OHIO

GENTLEMEN IF YOU ARE INTERESTED IN PICTURE OF UFO CONTACT

[redacted] DAVENPORT IOWA

(17).

PJ
TIME 15 Apr 12058
BY 24

SIGHTING OF UNIDENTIFIED PHENOMENA QUESTIONNAIRE

BUDGET BUREAU APPROVAL NUMBER 21-R293

THIS QUESTIONNAIRE HAS BEEN PREPARED SO THAT YOU CAN GIVE THE U.S. AIR FORCE AS MUCH INFORMATION AS POSSIBLE CONCERNING THE UNIDENTIFIED PHENOMENON THAT YOU HAVE OBSERVED. PLEASE TRY TO ANSWER ALL OF THE QUESTIONS. THE INFORMATION YOU GIVE WILL BE USED FOR RESEARCH PURPOSES. YOUR NAME WILL NOT BE USED IN CONNECTION WITH ANY OF YOUR STATEMENTS OR CONCLUSIONS WITHOUT YOUR PERMISSION. RETURN TO AIR FORCE BASE INVESTIGATOR FOR FORWARDING TO FTD (TDETR), WRIGHT-PATTERSON AFB, OHIO 45433, IAW AFR 80-17. *(IF ADDITIONAL SHEETS ARE NEEDED FOR NARRATIVE OR SKETCHES ATTACH SECURELY TO THIS FORM OR ANNOTATE WITH YOUR NAME FOR IDENTIFICATION.)*

1. WHEN DID YOU SEE THE PHENOMENON? DAY 31 & 1st MONTH March YEAR 1968

2. WHAT TIME DID YOU FIRST SIGHT THE PHENOMENON? HOUR 3 MINUTES 20 minutes to 3 ☐ A.M. ☑ P.M.

3. WHAT TIME DID YOU LAST SIGHT THE PHENOMENON? HOUR between two MINUTES 3 ☐ A.M. ☑ P.M.

4. TIME ZONE ☐ DAYLIGHT SAVINGS ☐ STANDARD
☐ EASTERN ☑ CENTRAL ☐ MOUNTAIN ☐ PACIFIC ☐ OTHER

5. WHERE WERE YOU WHEN YOU SAW THE PHENOMENON? IF IN CITY, GIVE THE NEAREST STREET ADDRESS AND INDICATE ON A HAND DRAWN MAP WHERE YOU WERE STANDING WITH REFERENCE TO THE ADDRESS. IF IN THE COUNTRY, IDENTIFY THE HIGHWAY YOU WERE ON OR NEAR AND TRY TO FIX A DISTANCE AND DIRECTION FROM SOME RECOGNIZABLE LANDMARK.



6. IMAGINE YOU ARE AT THE POINT SHOWN IN THE SKETCH, PLACE AN "A" ON THE CURVED LINE TO SHOW HOW HIGH THE PHENOMENON WAS ABOVE THE HORIZON, OR SKYLINE. WHEN FIRST SEEN. PLACE A "B" ON THE SAME CURVED LINE TO SHOW HOW HIGH ABOVE THE HORIZON THE PHENOMENON WAS WHEN LAST SEEN.

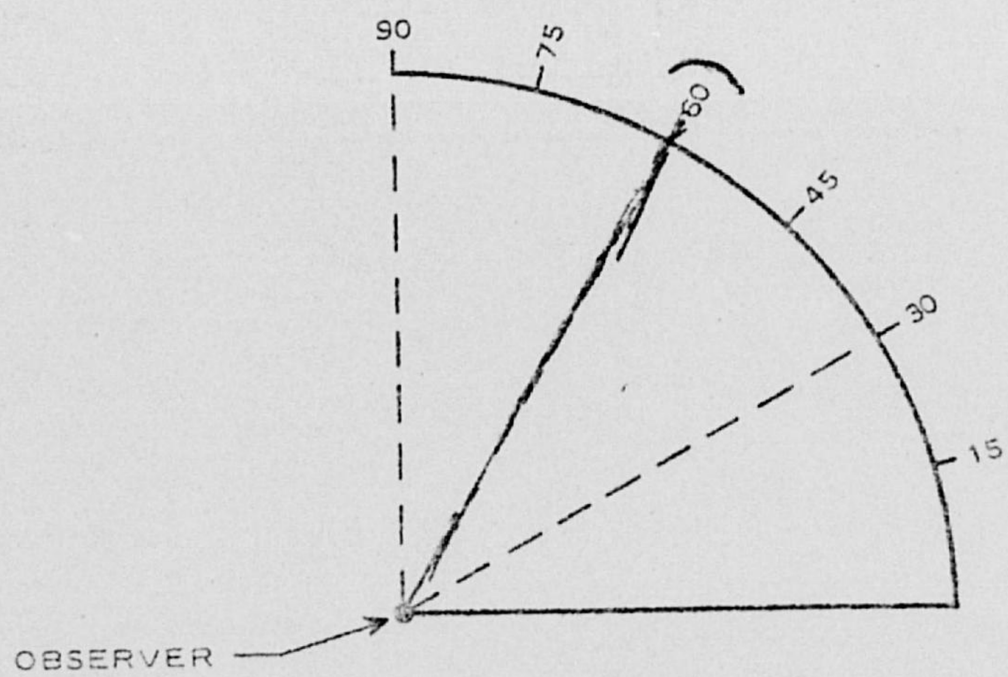

6A. NOW IMAGINE YOU ARE AT THE CENTER OF THE COMPASS ROSE. PLACE AN "A" ON THE COMPASS TO INDICATE THE DIRECTION TO THE PHENOMENON WHEN FIRST SEEN. PLACE A "B" ON THE COMPASS TO INDICATE THE DIRECTION TO THE PHENOMENON WHEN LAST SEEN.

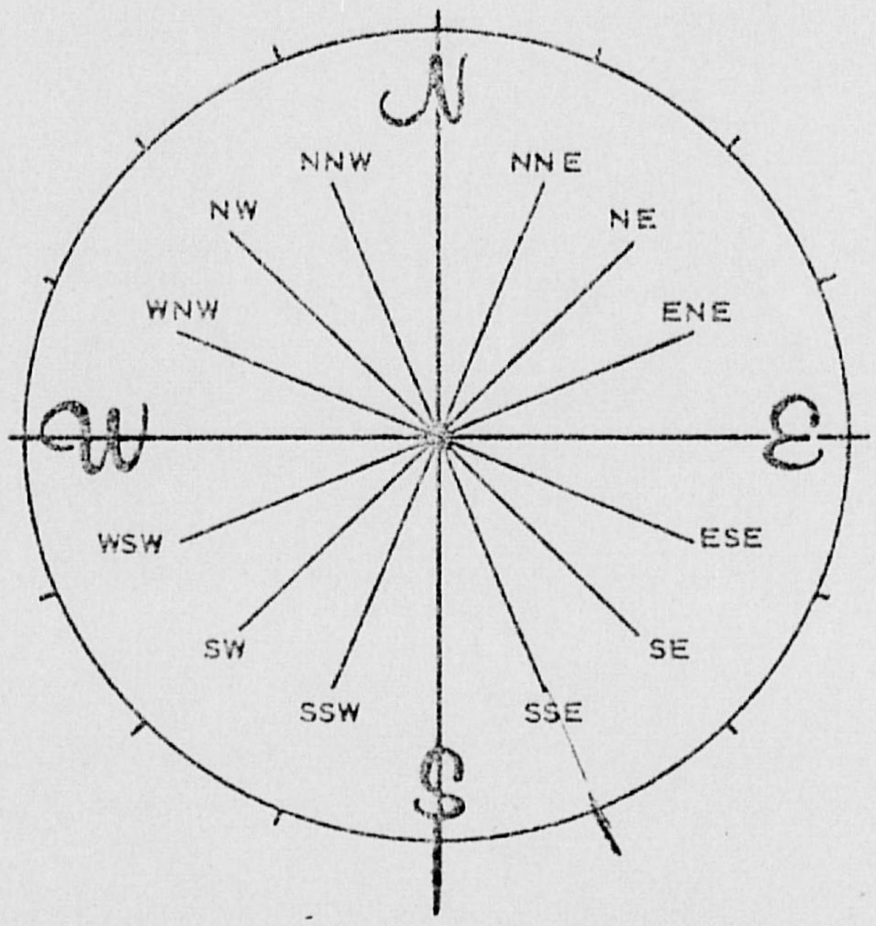

7. IN THE SKETCH BELOW, PLACE AN "A" AT THE POSITION OF THE PHENOMENON WHEN FIRST SEEN, AND A "B" AT THE POSITION OF THE PHENOMENON WHEN LAST SEEN. CONNECT THE "A" AND "B" WITH A LINE TO APPROXIMATE THE MOVEMENT OF THE PHENOMENON BETWEEN "A" AND "B". THAT IS, SCHEMATICALLY SHOW WHETHER THE MOVEMENT APPEARED TO BE STRAIGHT, CURVED OR ZIG-ZAG. REFER TO SMALLER SKETCH AS AN EXAMPLE OF HOW TO COMPLETE THE LARGER SKETCH.

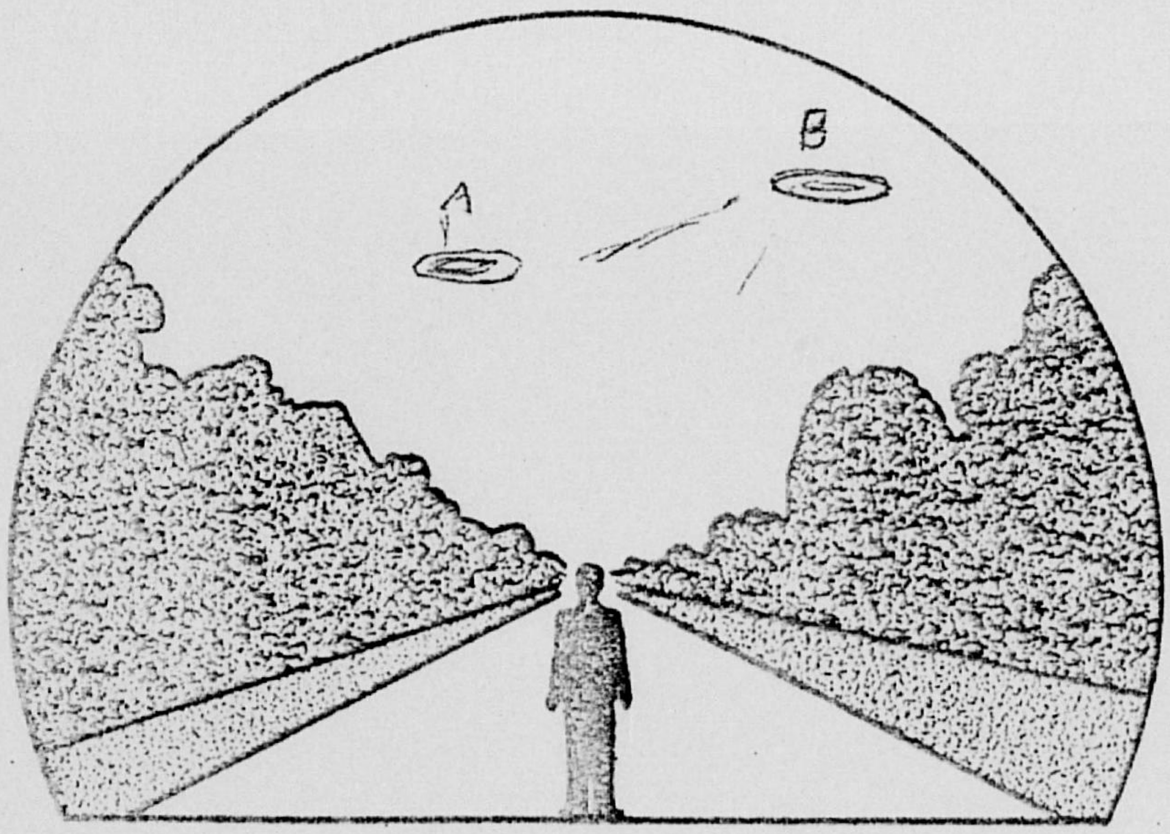

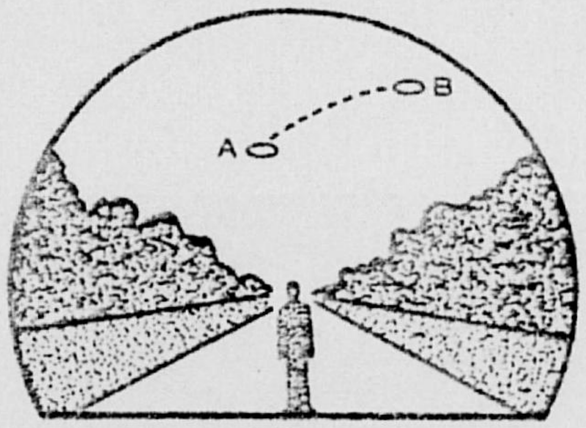

10. IF THERE WERE MORE THAN ONE PHENOMENON, HOW MANY WERE THERE? DRAW A PICTURE TO SHOW HOW THEY WERE ARRANGED. DID THIS ARRANGEMENT CHANGE DURING THE SIGHTING?

one object flying south

11. CONDITIONS *(Check appropriate blocks.)*

A. SKY		B. WEATHER			
/	DAY		CUMULUS CLOUDS *(Low fluffy)*		FOG OR MIST
	TWILIGHT		CIRRUS CLOUDS *(High fleecy or Herring-bone)*		HEAVY RAIN
	NIGHT				LIGHT RAIN OR DRIZZLE
	CLEAR	/	NIMBUS CLOUDS *(Rain)*		HAIL
	PARTLY CLOUDY		CUMULONIMBUS CLOUDS *(Thunderstorms)*		SNOW OR SLEET
	COMPLETELY OVERCAST				UNKNOWN
			HAZE OR SMOG	/	NONE OF THE ABOVE

C. IF THE SIGHTING WAS AT TWILIGHT OR NIGHT, WHAT DID YOU NOTICE ABOUT THE STARS AND MOON?

(1) STARS		(2) MOON			
	NONE		BRIGHT MOONLIGHT		NO MOONLIGHT
	A FEW		MOON WITH HALO		UNKNOWN
	MANY		MOON HIDDEN BY CLOUDS		
	UNKNOWN		PARTIAL *(New or quarter)*		

D. IF SIGHTING WAS IN DAYLIGHT, WAS THE SUN VISIBLE? ☑ YES ☐ NO. IF "YES," WHERE WAS THE SUN AS YOU FACED THE PHENOMENON?

	IN FRONT OF YOU	X	TO YOUR RIGHT		OVERHEAD *(Near noon)*
	IN BACK OF YOU		TO YOUR LEFT		UNKNOWN

E. SPECIFY THE MAJOR SOURCE OF ILLUMINATION PRESENT DURING THE SIGHTING, SUCH AS THE SUN, HEADLIGHTS OR STREET LAMP, ETC. FOR TERRESTRIAL ILLUMINATION, SPECIFY DISTANCE TO LIGHT SOURCE.

no light source

12. GIVE A BRIEF DESCRIPTION OF THE PHENOMENON, INDICATING WHETHER IT APPEARED DARK OR LIGHT, WHETHER IT REFLECTED LIGHT OR WAS SELF-LUMINOUS AND WHAT COLORS YOU NOTICED. DESCRIBE YOUR IMPRESSION OF WHETHER IT WAS SOLID OR TRANSPARENT, WHETHER EDGES WERE SHARP OR FUZZY. DESCRIBE THE SHAPE OR INDICATE IF IT APPEARED AS A POINT OF LIGHT. INDICATE COMPARISONS WITH OTHER OBSERVED OBJECTS, LIKE STARS, A LIGHT OR OTHER OBJECT IN YOUR FIELD OF VIEW.

object looked dark gray it reflected light. it seemed solid yet transparent. edges were fuzzy.

object looks saucer shaped or like a dish upside down

8. WHERE WERE YOU WHEN YOU SAW THE PHENOMENON? *(Check appropriate blocks.)*

X	OUTDOORS	/	IN BUSINESS SECTION OF CITY
	IN BUILDING		IN RESIDENTIAL SECTION OF CITY
	IN CAR ☐ AS DRIVER ☐ AS PASSENGER		IN OPEN COUNTRYSIDE
	IN BOAT		NEAR AIRFIELD
	IN AIRPLANE ☐ AS PILOT ☐ AS PASSENGER		FLYING OVER CITY
	OTHER		FLYING OVER OPEN COUNTRY
			OTHER

A. IF YOU WERE IN A VEHICLE, COMPLETE THE FOLLOWING:

WHAT DIRECTION WERE YOU MOVING?

	NORTH		EAST
X	SOUTH		WEST
	NORTHEAST		SOUTHEAST
	NORTHWEST		SOUTHWEST

HOW FAST WERE YOU MOVING?

DID YOU STOP ANYTIME WHILE OBSERVING THE PHENOMENON? Stopped towards one power line out for 5 ~~min~~

☒ YES ☐ NO

EXPLAIN WHETHER SUCH MOVEMENT AFFECTS YOUR SKETCHES IN ITEMS 5 AND 6.

?

DESCRIBE TYPE OF VEHICLE YOU WERE IN AND TYPE OF ROAD, TERRAIN OR BODY OF WATER YOU TRAVERSED DURING THE SIGHTING. STATE WHETHER WINDOWS OR CONVERTIBLE TOP WERE UP OR DOWN.

HOW MUCH OTHER TRAFFIC WAS THERE?

DID YOU NOTICE ANY AIRPLANES? ☐ YES ☒ NO. IF "YES," DESCRIBE WHEN THEY WERE IN SIGHT RELATIVE TO THE TIME OF SIGHTING THE PHENOMENON AND WHERE THEY WERE IN THE SKY RELATIVE TO THE POSITION OF THE PHENOMENON.

9. HOW LONG WAS THE PHENOMENON IN SIGHT?

LENGTH OF TIME

	CERTAIN OF TIME		NOT VERY SURE
	FAIRLY CERTAIN	/	JUST A GUESS

HOW WAS TIME DETERMINED? about five 2 mts or more

WAS THE PHENOMENON IN SIGHT CONTINUOUSLY? ☒ YES ☐ NO. IF "NO," INDICATE WHETHER THIS IS DUE TO YOUR MOVEMENT OR THE BEHAVIOR OF THE PHENOMENON, AND DESCRIBE SUCH MOVEMENT OR BEHAVIOR. INDICATE DISAPPEARANCES ON PREVIOUS SKETCHES.



13. DID THE PHENOMENON	YES	NO	UNKNOWN
MOVE IN A STRAIGHT LINE?	/		
STAND STILL AT ANYTIME?	/		
SUDDENLY SPEED UP AND RUN AWAY?	/		
BREAK UP IN PARTS AND EXPLODE?		/	
CHANGE COLOR?		/	
GIVE OFF SMOKE?		/	
CHANGE BRIGHTNESS?		/	
CHANGE SHAPE?		/	
FLASH OR FLICKER?		/	
DISAPPEAR AND REAPPEAR?		/	
SPIN LIKE A TOP?	/		
MAKE A NOISE?		/	
FLUTTER OR WOBBLE?	/		

14. WHAT DREW YOUR ATTENTION TO THE PHENOMENON?

i saw a dark object fly north to south

A. HOW DID IT FINALLY DISAPPEAR?

it when straight up then disapeared

B. DID THE PHENOMENON MOVE BEHIND OR IN FRONT OF SOMETHING, LIKE A CLOUD, TREE, OR BUILDING AT ANY TIME?
☑ YES ☐ NO. IF "YES," DESCRIBE.

it move along power lines then stop for a few seconds over a power pole

15. DRAW A PICTURE THAT WILL SHOW THE SHAPE OF THE PHENOMENON. INCLUDE AND LABEL ANY DETAILS THAT MIGHT HAVE APPEARED AS WINGS OR PROTRUSIONS, AND INDICATE EXHAUST OR VAPOR TRAILS. INDICATE BY AN ARROW THE DIRECTION THE PHENOMENON WAS MOVING.



16. WHAT WAS THE ANGULAR SIZE? HOLD A MATCH AT ARM'S LENGTH IN FRONT OF A KNOWN OBJECT, SUCH AS A STREET LAMP OR THE MOON. NOTE HOW MUCH OF THE OBJECT IS COVERED BY THE HEAD OF THE MATCH. NOW IF YOU HAD BEEN ABLE TO PERFORM THIS EXPERIMENT AT THE TIME OF THE SIGHTING, ESTIMATE WHAT FRACTION OF THE PHENOMENON WOULD HAVE BEEN COVERED BY THE MATCH HEAD.

object looks like it would have been the size of the moon at night.

17. DID YOU OBSERVE THE PHENOMENON THROUGH ANY OF THE FOLLOWING? INCLUDE INFORMATION ON MODEL, TYPE, FILTER, LENS PRESCRIPTION OR OTHER APPLICABLE DATA.

	EYEGLASSES	✓	CAMERA VIEWER
	SUNGLASSES		BINOCULARS
	WINDSHIELD		TELESCOPE
	SIDE WINDOW OF VEHICLE		THEODOLITE
	WINDOWPANE		OTHER

A. DO YOU ORDINARILY WEAR GLASSES? ☐ YES ☑ NO

B. DO YOU USE READING GLASSES? ☐ YES ☑ NO

18. WHAT WAS YOUR IMPRESSION OF THE SPEED OF THE PHENOMENON? GIVE ESTIMATE OF SPEED 30 miles per hour

19. WHAT WAS YOUR IMPRESSION OF THE DISTANCE OF THE PHENOMENON? GIVE ESTIMATE OF DISTANCE 100 ft

20. IN ORDER THAT WE MAY OBTAIN AS CLEAR A PICTURE AS POSSIBLE OF WHAT YOU SAW, DESCRIBE IN YOUR OWN WORDS A COMMON OBJECT OR OBJECTS WHICH, WHEN PLACED IN THE SKY, SIMILAR TO WHERE YOU NOTED THE PHENOMENON, WOULD BEAR SOME RESEMBLANCE TO WHAT YOU SAW. DESCRIBE SIMILARITIES AND DIFFERENCES BETWEEN THE COMMON OBJECT AND WHAT YOU SAW.

objects would probly
compare to
a blimp
but a blimp doesn't
spin or have
a play hoop
around
it

21. DID YOU NOTICE ANY ODOR, NOISE, OR HEAT EMANATING FROM THE PHENOMENON OR ANY EFFECT ON YOURSELF, ANIMALS OR MACHINERY IN THE VICINITY? ☐ YES → ☒ NO. IF "YES," DESCRIBE.

A. DID THE PHENOMENON DISTURB THE GROUND OR LEAVE ANY PHYSICAL EVIDENCE. ☐ YES ☑ NO. IF "YES," DESCRIBE.

22. HAVE YOU EVER SEEN THIS OR A SIMILAR PHENOMENON BEFORE? ☑ YES ☐ NO. IF "YES," GIVE DATE AND LOCATION.

December 4, 1967

23. WAS ANYONE WITH YOU AT THE TIME YOU SAW THE PHENOMENON? ☑ YES ☐ NO. IF "YES," DID THEY SEE IT TOO? ☐ YES ☐ NO.

19 other people

A. LIST THEIR NAMES AND ADDRESSES

They wouldn't give it to me, they say people would call them nuts

24. GIVE THE FOLLOWING INFORMATION ABOUT YOURSELF

LAST NAME, FIRST NAME, MIDDLE NAME [redacted]

ADDRESS (Street, City, State and Zip Code) [redacted]

TELEPHONE (Area code and number)	AGE				
Zip Code [redacted] [redacted]	28	/	MALE		FEMALE

INDICATE ADDITIONAL INFORMATION INCLUDING OCCUPATION AND ANY EXPERIENCE WHICH MAY BE PERTINENT.

work as a welder at Bishop carpentry Down downpolt Clover

25. WHEN AND TO WHOM DID YOU REPORT THAT YOU HAD SIGHTED THIS PHENOMENON?

NAME Newspaper Dunpolt Clover DAY August MONTH August YEAR 1967

26. DATE YOU COMPLETED THIS QUESTIONNAIRE.
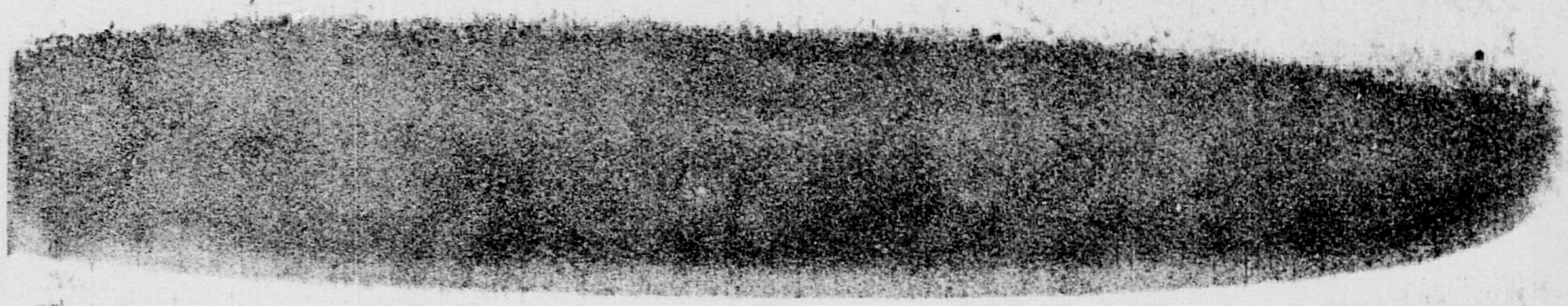
DAY Friday MONTH April YEAR 1967