

PROJECT 10073 RECORD

1. DATE - TIME GROUP 0145L August 68 0645Z	2. LOCATION Memphis, Tennessee
3. SOURCE Civilian	10. CONCLUSION INSUFFICIENT DATA FOR EVALUATION
4. NUMBER OF OBJECTS Not Reported	
5. LENGTH OF OBSERVATION Not Reported	11. BRIEF SUMMARY AND ANALYSIS SEE CASE FILE
6. TYPE OF OBSERVATION Ground-Visual	
7. COURSE Not Reported	
8. PHOTOS <input type="checkbox"/> Yes <input checked="" type="checkbox"/> No	
9. PHYSICAL EVIDENCE <input type="checkbox"/> Yes <input checked="" type="checkbox"/> No	

SIGHTING OF UNIDENTIFIED PHENOMENA QUESTIONNAIRE

BUDGET BUREAU APPROVAL
NUMBER 21-R258

THIS QUESTIONNAIRE HAS BEEN PREPARED SO THAT YOU CAN GIVE THE U.S. AIR FORCE AS MUCH INFORMATION AS POSSIBLE CONCERNING THE UNIDENTIFIED PHENOMENON THAT YOU HAVE OBSERVED. PLEASE TRY TO ANSWER ALL OF THE QUESTIONS. THE INFORMATION YOU GIVE WILL BE USED FOR RESEARCH PURPOSES. YOUR NAME WILL NOT BE USED IN CONNECTION WITH ANY OF YOUR STATEMENTS OR CONCLUSIONS WITHOUT YOUR PERMISSION. RETURN TO AIR FORCE BASE INVESTIGATOR FOR FORWARDING TO FTD (TDETR), WRIGHT-PATTERSON AFB, OHIO 45433, IAW AFR 80-17. (IF ADDITIONAL SHEETS ARE NEEDED FOR NARRATIVE OR SKETCHES ATTACH SECURELY TO THIS FORM OR ANNOTATE WITH YOUR NAME FOR IDENTIFICATION.)

1. WHEN DID YOU SEE THE PHENOMENON?

DAY 17 MONTH Aug YEAR 1968

2. WHAT TIME DID YOU FIRST SIGHT THE PHENOMENON?

HOUR 1:45 a.m. MINUTES _____ ☒ A.M. ☐ P.M.

3. WHAT TIME DID YOU LAST SIGHT THE PHENOMENON?

middle of Sept. HOUR 1:40 MINUTES _____ ☒ A.M. ☐ P.M.

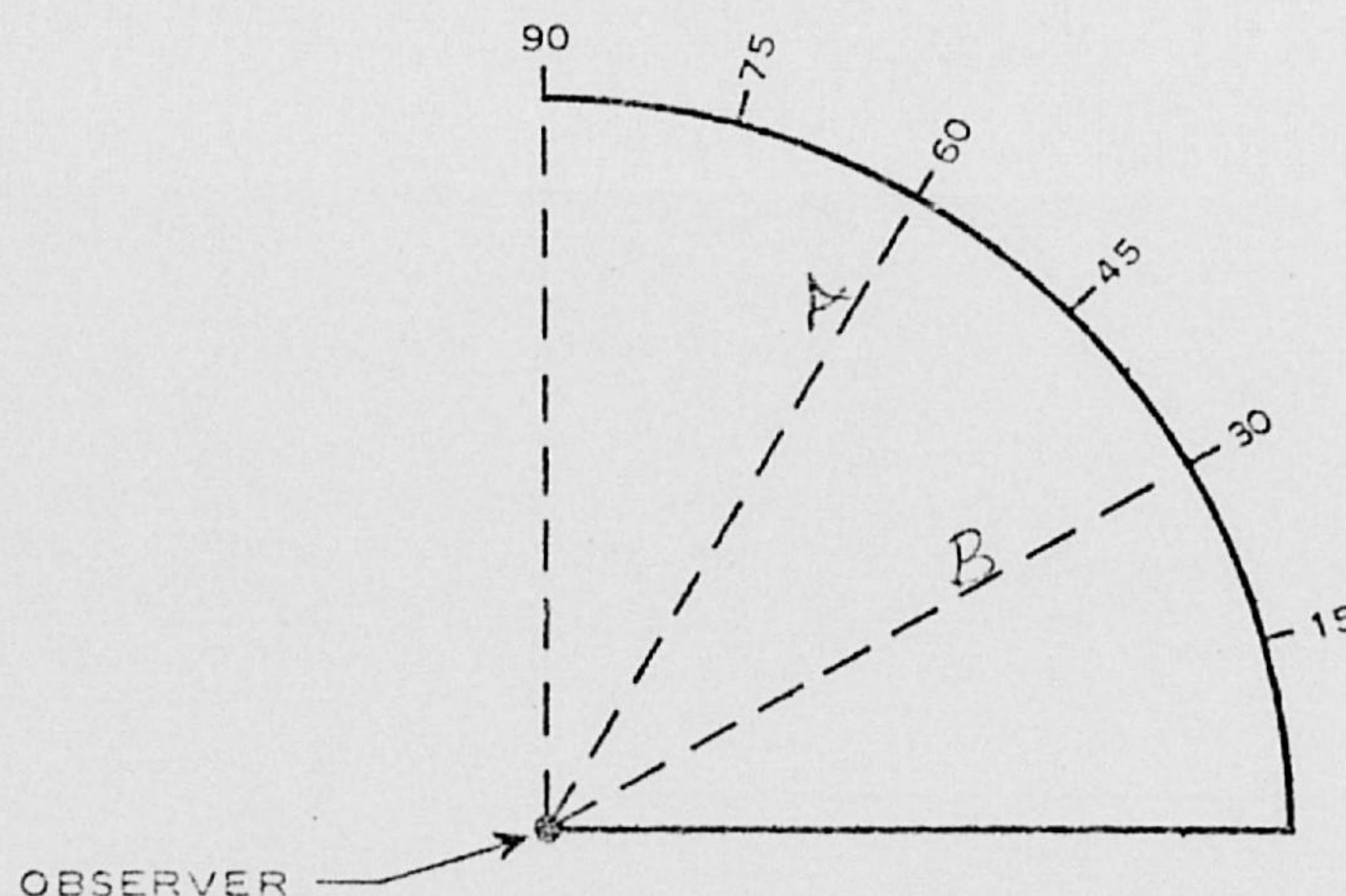
4. TIME ZONE

☒ DAYLIGHT SAVINGS☐ STANDARD☐ EASTERN☐ CENTRAL☐ MOUNTAIN☐ PACIFIC☐ OTHER

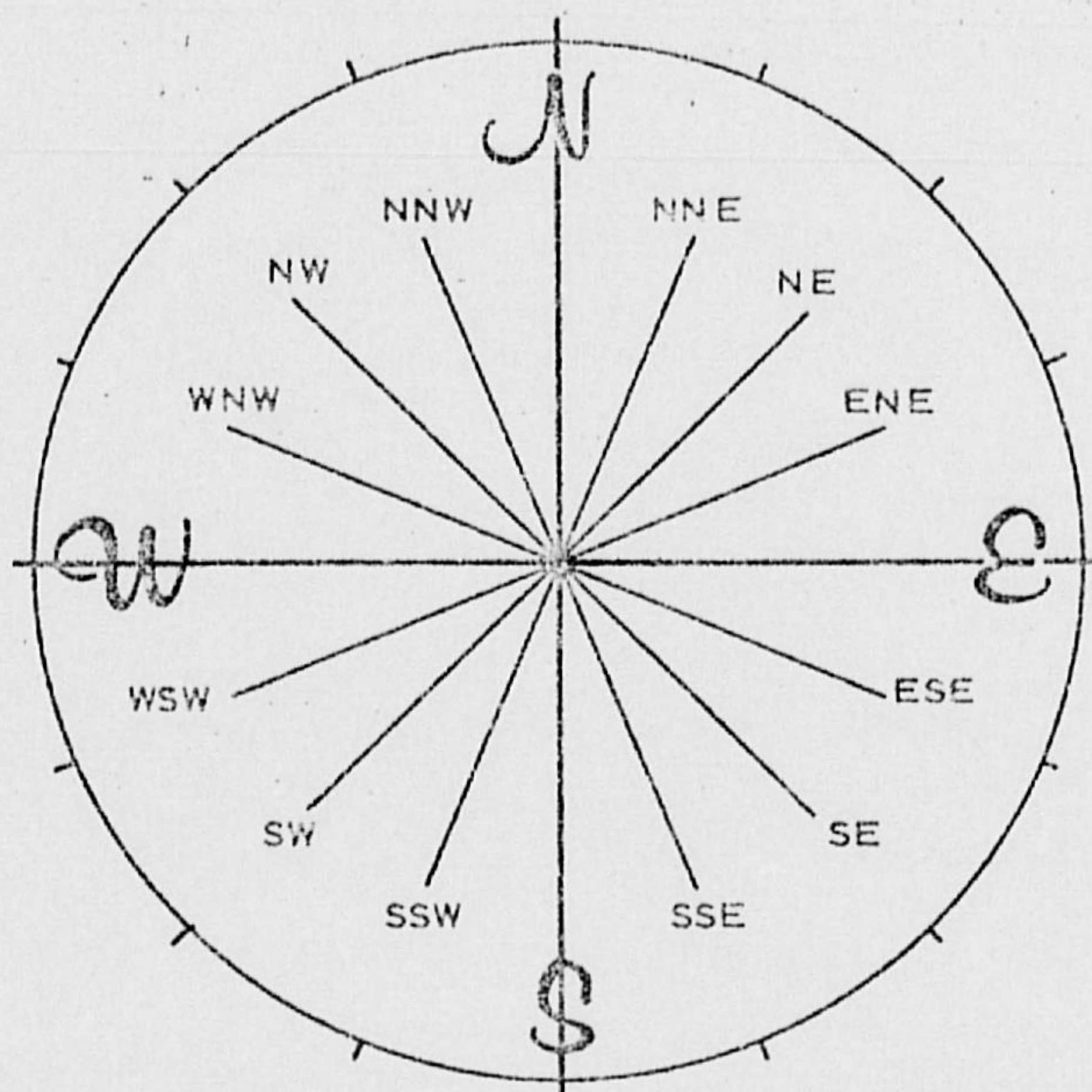
5. WHERE WERE YOU WHEN YOU SAW THE PHENOMENON? IF IN CITY, GIVE THE NEAREST STREET ADDRESS AND INDICATE ON A HAND DRAWN MAP WHERE YOU WERE STANDING WITH REFERENCE TO THE ADDRESS. IF IN THE COUNTRY, IDENTIFY THE HIGHWAY YOU WERE ON OR NEAR AND TRY TO FIX A DISTANCE AND DIRECTION FROM SOME RECOGNIZABLE LANDMARK.

[REDACTED] Rd -
Memphis, Tenn.

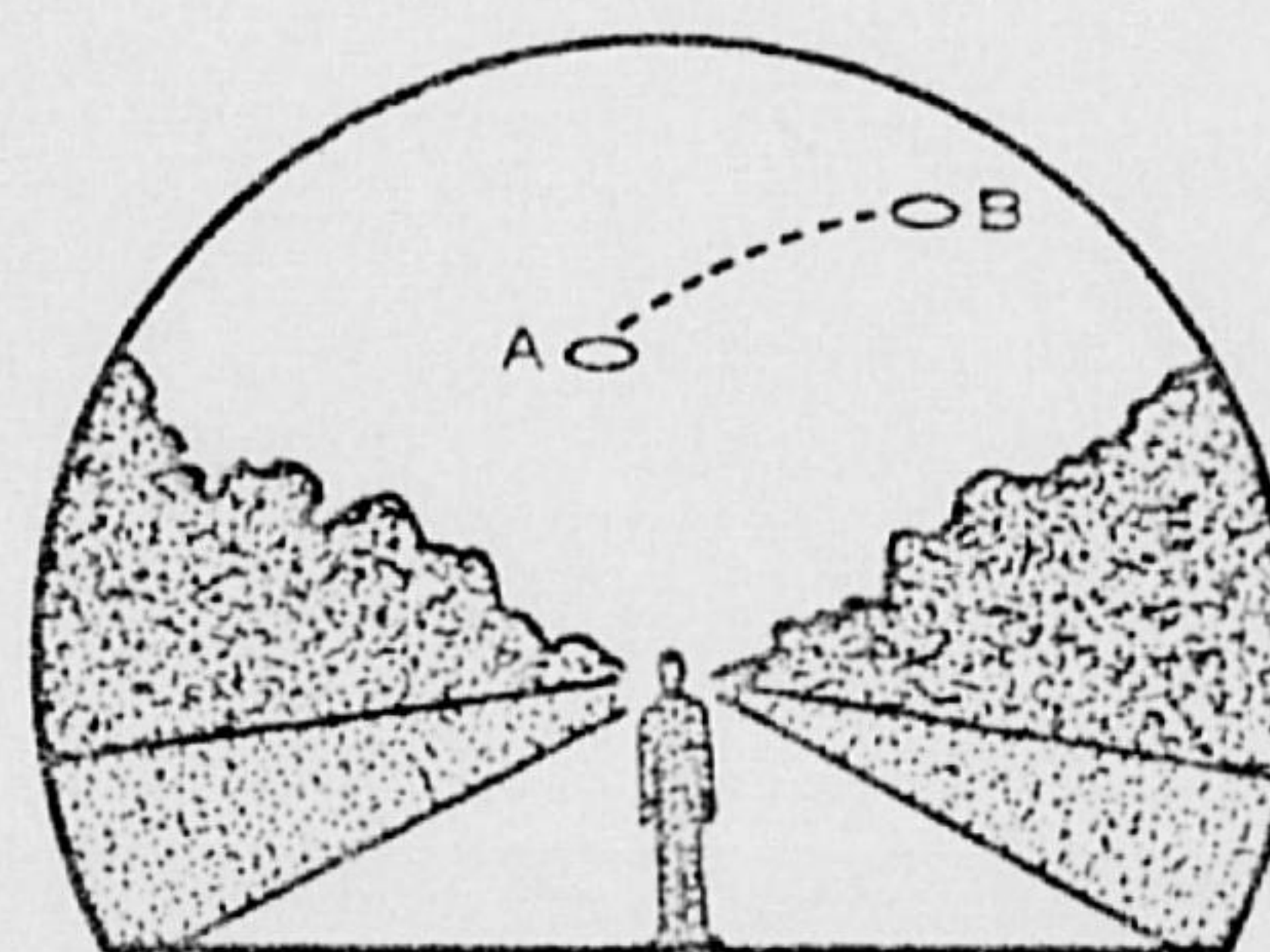
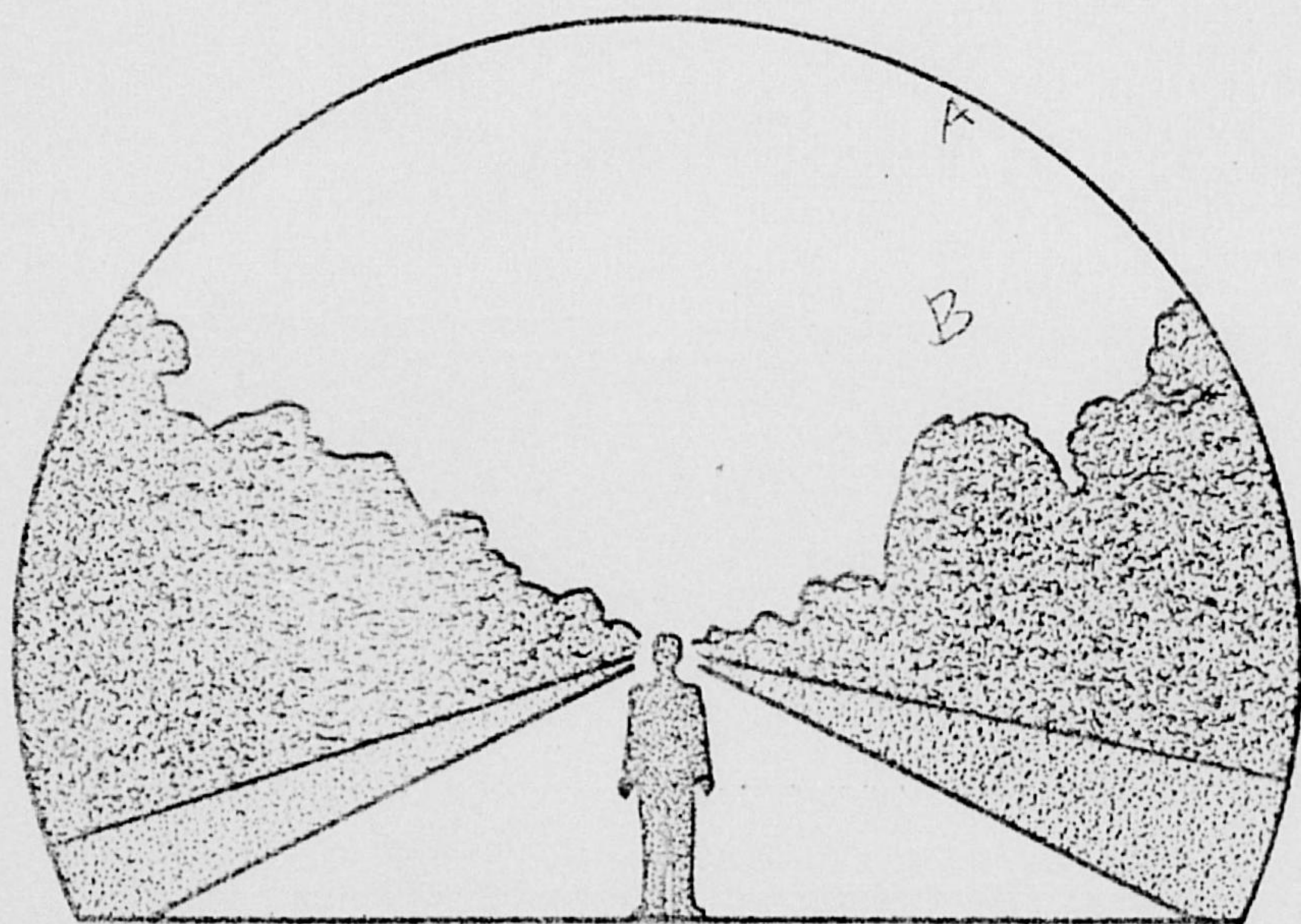
6. IMAGINE YOU ARE AT THE POINT SHOWN IN THE SKETCH, PLACE AN "A" ON THE CURVED LINE TO SHOW HOW HIGH THE PHENOMENON WAS ABOVE THE HORIZON, OR SKYLINE, WHEN FIRST SEEN. PLACE A "B" ON THE SAME CURVED LINE TO SHOW HOW HIGH ABOVE THE HORIZON THE PHENOMENON WAS WHEN LAST SEEN.



6A. NOW IMAGINE YOU ARE AT THE CENTER OF THE COMPASS ROSE. PLACE AN "A" ON THE COMPASS TO INDICATE THE DIRECTION TO THE PHENOMENON WHEN FIRST SEEN. PLACE A "B" ON THE COMPASS TO INDICATE THE DIRECTION TO THE PHENOMENON WHEN LAST SEEN.



7. IN THE SKETCH BELOW, PLACE AN "A" AT THE POSITION OF THE PHENOMENON WHEN FIRST SEEN, AND A "B" AT THE POSITION OF THE PHENOMENON WHEN LAST SEEN. CONNECT THE "A" AND "B" WITH A LINE TO APPROXIMATE THE MOVEMENT OF THE PHENOMENON BETWEEN "A" AND "B". THAT IS, SCHEMATICALLY SHOW WHETHER THE MOVEMENT APPEARED TO BE STRAIGHT, CURVED OR ZIG-ZAG. REFER TO SMALLER SKETCH AS AN EXAMPLE OF HOW TO COMPLETE THE LARGER SKETCH.



8. WHERE WERE YOU WHEN YOU SAW THE PHENOMENON? (Check appropriate blocks.)			
OUTDOORS <input checked="" type="checkbox"/>		IN BUSINESS SECTION OF CITY	
IN BUILDING		IN RESIDENTIAL SECTION OF CITY <input checked="" type="checkbox"/>	
IN CAR	<input type="checkbox"/> AS DRIVER <input type="checkbox"/> AS PASSENGER	IN OPEN COUNTRYSIDE	
IN BOAT		NEAR AIRFIELD	
IN AIRPLANE	<input type="checkbox"/> AS PILOT <input type="checkbox"/> AS PASSENGER	FLYING OVER CITY	
OTHER		FLYING OVER OPEN COUNTRY	
		OTHER	
A. IF YOU WERE IN A VEHICLE, COMPLETE THE FOLLOWING:			
WHAT DIRECTION WERE YOU MOVING?		HOW FAST WERE YOU MOVING?	
NORTH	EAST <input checked="" type="checkbox"/>	DID YOU STOP ANYTIME WHILE OBSERVING THE PHENOMENON? <input type="checkbox"/> YES <input type="checkbox"/> NO	
SOUTH	WEST		
NORTHEAST	SOUTHEAST		
NORTHWEST	SOUTHWEST		
EXPLAIN WHETHER SUCH MOVEMENT AFFECTS YOUR SKETCHES IN ITEMS 5 AND 6.			
DESCRIBE TYPE OF VEHICLE YOU WERE IN AND TYPE OF ROAD, TERRAIN OR BODY OF WATER YOU TRAVERSED DURING THE SIGHTING. STATE WHETHER WINDOWS OR CONVERTIBLE TOP WERE UP OR DOWN.			
HOW MUCH OTHER TRAFFIC WAS THERE?			
DID YOU NOTICE ANY AIRPLANES? <input type="checkbox"/> YES <input checked="" type="checkbox"/> NO. IF "YES," DESCRIBE WHEN THEY WERE IN SIGHT RELATIVE TO THE TIME OF SIGHTING THE PHENOMENON AND WHERE THEY WERE IN THE SKY RELATIVE TO THE POSITION OF THE PHENOMENON.			
9. HOW LONG WAS THE PHENOMENON IN SIGHT?			
LENGTH OF TIME	CERTAIN OF TIME	NOT VERY SURE	
	FAIRLY CERTAIN	JUST A GUESS 30 min	
HOW WAS TIME DETERMINED?			
WAS THE PHENOMENON IN SIGHT CONTINUOUSLY? <input type="checkbox"/> YES <input type="checkbox"/> NO. IF "NO," INDICATE WHETHER THIS IS DUE TO YOUR MOVEMENT OR THE BEHAVIOR OF THE PHENOMENON, AND DESCRIBE SUCH MOVEMENT OR BEHAVIOR. INDICATE DISAPPEARANCES ON PREVIOUS SKETCHES.			
<p><i>We saw it about 30 min. It was standing still, up very high, started moving from north to south, 2nd time it was not so high and moving across the sky.</i></p>			

10. IF THERE WERE MORE THAN ONE PHENOMENON, HOW MANY WERE THERE? DRAW A PICTURE TO SHOW HOW THEY WERE ARRANGED. DID THIS ARRANGEMENT CHANGE DURING THE SIGHTING?

It did not change, red in color, with streamers hanging down, large as a plane, but lights did not flicker.

11. CONDITIONS (Check appropriate blocks.)

A. SKY		B. WEATHER	
DAY		CUMULUS CLOUDS (Low fluffy)	FOG OR MIST
TWILIGHT		CIRRUS CLOUDS (High fleecy or Herring-bone)	HEAVY RAIN
NIGHT <input checked="" type="checkbox"/>			LIGHT RAIN OR DRIZZLE
CLEAR		NIMBUS CLOUDS (Rain)	HAIL
PARTLY CLOUDY		CUMULONIMBUS CLOUDS (Thunderstorms)	SNOW OR SLEET
COMPLETELY OVERCAST			UNKNOWN
		HAZE OR SMOG	NONE OF THE ABOVE <input checked="" type="checkbox"/>

C. IF THE SIGHTING WAS AT TWILIGHT OR NIGHT, WHAT DID YOU NOTICE ABOUT THE STARS AND MOON?

(1) STARS	(2) MOON
NONE	BRIGHT MOONLIGHT
A FEW <input checked="" type="checkbox"/>	MOON WITH HALO
MANY	MOON HIDDEN BY CLOUDS
UNKNOWN	PARTIAL (New or quarter)

D. IF SIGHTING WAS IN DAYLIGHT, WAS THE SUN VISIBLE? ☐ YES ☐ NO. IF "YES," WHERE WAS THE SUN AS YOU FACED THE PHENOMENON?

IN FRONT OF YOU	TO YOUR RIGHT	OVERHEAD (Near noon)
IN BACK OF YOU	TO YOUR LEFT	UNKNOWN

E. SPECIFY THE MAJOR SOURCE OF ILLUMINATION PRESENT DURING THE SIGHTING, SUCH AS THE SUN, HEADLIGHTS OR STREET LAMP, ETC. FOR TERRESTRIAL ILLUMINATION, SPECIFY DISTANCE TO LIGHT SOURCE.

12. GIVE A BRIEF DESCRIPTION OF THE PHENOMENON, INDICATING WHETHER IT APPEARED DARK OR LIGHT, WHETHER IT REFLECTED LIGHT OR WAS SELF-LUMINOUS AND WHAT COLORS YOU NOTICED. DESCRIBE YOUR IMPRESSION OF WHETHER IT WAS SOLID OR TRANSPARENT, WHETHER EDGES WERE SHARP OR FUZZY. DESCRIBE THE SHAPE OR INDICATE IF IT APPEARED AS A POINT OF LIGHT. INDICATE COMPARISONS WITH OTHER OBSERVED OBJECTS, LIKE STARS, A LIGHT OR OTHER OBJECT IN YOUR FIELD OF VIEW.

It was not a star, it was not a weather balloon, it was not a blimp, never have seen anything like it before.

13.	DID THE PHENOMENON	YES	NO	UNKNOWN
MOVE IN A STRAIGHT LINE?	✓	✓		
STAND STILL AT ANYTIME?				
SUDDENLY SPEED UP AND RUN AWAY?			✓	
BREAK UP IN PARTS AND EXPLODE?			✓	
CHANGE COLOR?			✓	
GIVE OFF SMOKE?			✓	
CHANGE BRIGHTNESS?			✓	
CHANGE SHAPE?			✓	
FLASH OR FLICKER?			✓	
DISAPPEAR AND REAPPEAR?			✓	
SPIN LIKE A TOP?			✓	
MAKE A NOISE?			✓	
FLUTTER OR WOBBLE?			✓	

14. WHAT DREW YOUR ATTENTION TO THE PHENOMENON?

Just happened to look up as I was going up my front porch steps, called two friends to see it.

A. HOW DID IT FINALLY DISAPPEAR?

B. DID THE PHENOMENON MOVE BEHIND OR IN FRONT OF SOMETHING, LIKE A CLOUD, TREE, OR BUILDING AT ANY TIME?

☐ YES ☒ NO. IF "YES," DESCRIBE.

15. DRAW A PICTURE THAT WILL SHOW THE SHAPE OF THE PHENOMENON. INCLUDE AND LABEL ANY DETAILS THAT MIGHT HAVE APPEARED AS WINGS OR PROTRUSIONS, AND INDICATE EXHAUST OR VAPOR TRAILS. INDICATE BY AN ARROW THE DIRECTION THE PHENOMENON WAS MOVING.



16. WHAT WAS THE ANGULAR SIZE? HOLD A MATCH AT ARM'S LENGTH IN FRONT OF A KNOWN OBJECT, SUCH AS A STREET LAMP OR THE MOON. NOTE HOW MUCH OF THE OBJECT IS COVERED BY THE HEAD OF THE MATCH. NOW IF YOU HAD BEEN ABLE TO PERFORM THIS EXPERIMENT AT THE TIME OF THE SIGHTING, ESTIMATE WHAT FRACTION OF THE PHENOMENON WOULD HAVE BEEN COVERED BY THE MATCH HEAD.

17. DID YOU OBSERVE THE PHENOMENON THROUGH ANY OF THE FOLLOWING? INCLUDE INFORMATION ON MODEL, TYPE, FILTER, LENS PRESCRIPTION OR OTHER APPLICABLE DATA.	
EYEGLASSES	CAMERA VIEWER
SUNGLASSES	BINOCULARS
WINDSHIELD	TELESCOPE
SIDE WINDOW OF VEHICLE	THEODOLITE
WINDOWPANE	OTHER
A. DO YOU ORDINARILY WEAR GLASSES? <input type="checkbox"/> YES <input checked="" type="checkbox"/> NO	B. DO YOU USE READING GLASSES? <input type="checkbox"/> YES <input type="checkbox"/> NO
18. WHAT WAS YOUR IMPRESSION OF THE SPEED OF THE PHENOMENON? GIVE ESTIMATE OF SPEED _____.	19. WHAT WAS YOUR IMPRESSION OF THE DISTANCE OF THE PHENOMENON? GIVE ESTIMATE OF DISTANCE _____.
20. IN ORDER THAT WE MAY OBTAIN AS CLEAR A PICTURE AS POSSIBLE OF WHAT YOU SAW, DESCRIBE IN YOUR OWN WORDS A COMMON OBJECT OR OBJECTS WHICH, WHEN PLACED IN THE SKY, SIMILAR TO WHERE YOU NOTED THE PHENOMENON, WOULD BEAR SOME RESEMBLANCE TO WHAT YOU SAW. DESCRIBE SIMILARITIES AND DIFFERENCES BETWEEN THE COMMON OBJECT AND WHAT YOU SAW.	
21. DID YOU NOTICE ANY ODOR, NOISE, OR HEAT EMANATING FROM THE PHENOMENON OR ANY EFFECT ON YOURSELF, ANIMALS OR MACHINERY IN THE VICINITY? <input type="checkbox"/> YES <input checked="" type="checkbox"/> NO. IF "YES," DESCRIBE.	
A. DID THE PHENOMENON DISTURB THE GROUND OR LEAVE ANY PHYSICAL EVIDENCE. <input type="checkbox"/> YES <input checked="" type="checkbox"/> NO. IF "YES," DESCRIBE.	

22. HAVE YOU EVER SEEN THIS OR A SIMILAR PHENOMENON BEFORE? ☐ YES ☒ NO. IF "YES," GIVE DATE AND LOCATION.

23. WAS ANYONE WITH YOU AT THE TIME YOU SAW THE PHENOMENON? ☒ YES ☐ NO. IF "YES," DID THEY SEE IT TOO?
☒ YES ☐ NO.

A. LIST THEIR NAMES AND ADDRESSES

Mrs. [REDACTED] 221 Memphis, Tenn.
 Mrs. [REDACTED] 221 Memphis, Tenn.

24. GIVE THE FOLLOWING INFORMATION ABOUT YOURSELF

LAST NAME, FIRST NAME, MIDDLE NAME

[REDACTED] (Mrs. [REDACTED])

ADDRESS (Street, City, State and Zip Code)

[REDACTED]

TELEPHONE

[REDACTED]

AGE

68

MALE

☒ FEMALE

INDICATE ADDITIONAL INFORMATION INCLUDING OCCUPATION AND ANY EXPERIENCE WHICH MAY BE PERTINENT.

Housewife.

25. WHEN AND TO WHOM DID YOU REPORT THAT YOU HAD SIGHTED THIS PHENOMENON?

NAME ^{Millington} Naval Air Station DAY _____ MONTH Oct YEAR 1968

26. DATE YOU COMPLETED THIS QUESTIONNAIRE.

DAY 1 MONTH Nov YEAR 1968

27. INFORMATION WHICH YOU FEEL IS PERTINENT BUT WHICH IS NOT ADEQUATELY COVERED IN THIS QUESTIONNAIRE, ALTERNATIVELY PROVIDE A NARRATIVE EXPLANATION OF THE SIGHTING.

Lausanne is a very fine school for girls in Memphis, this article was in the Press-Scimitar, the evening paper.

Lausanne Girls Report a UFO

Twenty-six Lausanne School students, and Mrs. Dan Allen, head of the school's History Department, say they were witnesses last night to an unusual flying object.

Carrie Wimberly, Lausanne junior, said students outside the dormitory saw the strange object between 8:30 and 9. "It was too slow to be a plane, and it was not elongated like a blimp. It had red and green lights on top. Near the top were large windows. On the bottom half, white lights were revolving.

"It was in view about 30 minutes. It would leave and then come back. I saw it four times. It would go down and come back up. When it came over us, I didn't hear any noise. I've never seen anything like it before."

Mrs. Allen saw it, too. They reported it to the Sheriff's office.

Aug 68


23 OCT 1968

TDPT (UFO) Lt Col Quintanilla/70916/mhs/23 Oct 68

UFO Observation, August 1968

Mrs [REDACTED]
Memphis, Tennessee 38117

1. Reference your unidentified observation that occurred in August 1968 which you reported to the Duty Officer at Wright-Patterson AFB, Ohio. The information which you provided is not sufficient for evaluation. Request you complete the inclosed AF Form 117 and return it in the inclosed envelope. If there were any witnesses to the sighting, please list their complete names and addresses.
2. In the future, if you should ever observe another UFO, please report it to the nearest Air Force unit. The closest one to you is the 97th Bombardment Wing, Blytheville AFB, Arkansas. The local UFO investigator, who is in a better position to make an on-the-spot investigation, is usually able to achieve a more accurate analysis.
3. Thank you for reporting your observation to the Air Force.

 HECTOR QUINTANILLA, Jr, Lt Colonel, USAF
Chief, Aerial Phenomena Branch
Aerospace Technologies Division
Production Directorate

1 Atch
AF Form 117/w/envelope

TDPT (UFO) OFFICIAL FILE CY

SIGHTING OF UNIDENTIFIED PHENOMENA QUESTIONNAIRE

BUDGET BUREAU APPROVAL
NUMBER 21-R258

THIS QUESTIONNAIRE HAS BEEN PREPARED SO THAT YOU CAN GIVE THE U.S. AIR FORCE AS MUCH INFORMATION AS POSSIBLE CONCERNING THE UNIDENTIFIED PHENOMENON THAT YOU HAVE OBSERVED. PLEASE TRY TO ANSWER ALL OF THE QUESTIONS. THE INFORMATION YOU GIVE WILL BE USED FOR RESEARCH PURPOSES. YOUR NAME WILL NOT BE USED IN CONNECTION WITH ANY OF YOUR STATEMENTS OR CONCLUSIONS WITHOUT YOUR PERMISSION. RETURN TO AIR FORCE BASE INVESTIGATOR FOR FORWARDING TO FTD (TDETR), WRIGHT-PATTERSON AFB, OHIO 45433, IAW AFR 80-17. (IF ADDITIONAL SHEETS ARE NEEDED FOR NARRATIVE OR SKETCHES ATTACH SECURELY TO THIS FORM OR ANNOTATE WITH YOUR NAME FOR IDENTIFICATION.)

1. WHEN DID YOU SEE THE PHENOMENON?

DAY 23 MONTH Aug YEAR 68

2. WHAT TIME DID YOU FIRST SIGHT THE PHENOMENON?

HOUR 2 MINUTES 00 ☒ A.M. ☐ P.M.

3. WHAT TIME DID YOU LAST SIGHT THE PHENOMENON?

HOUR 2 MINUTES 15 ☒ A.M. ☐ P.M.

4. TIME ZONE

☐ DAYLIGHT SAVINGS

☐ STANDARD

☒ EASTERN

☐ CENTRAL

☐ MOUNTAIN

☐ PACIFIC

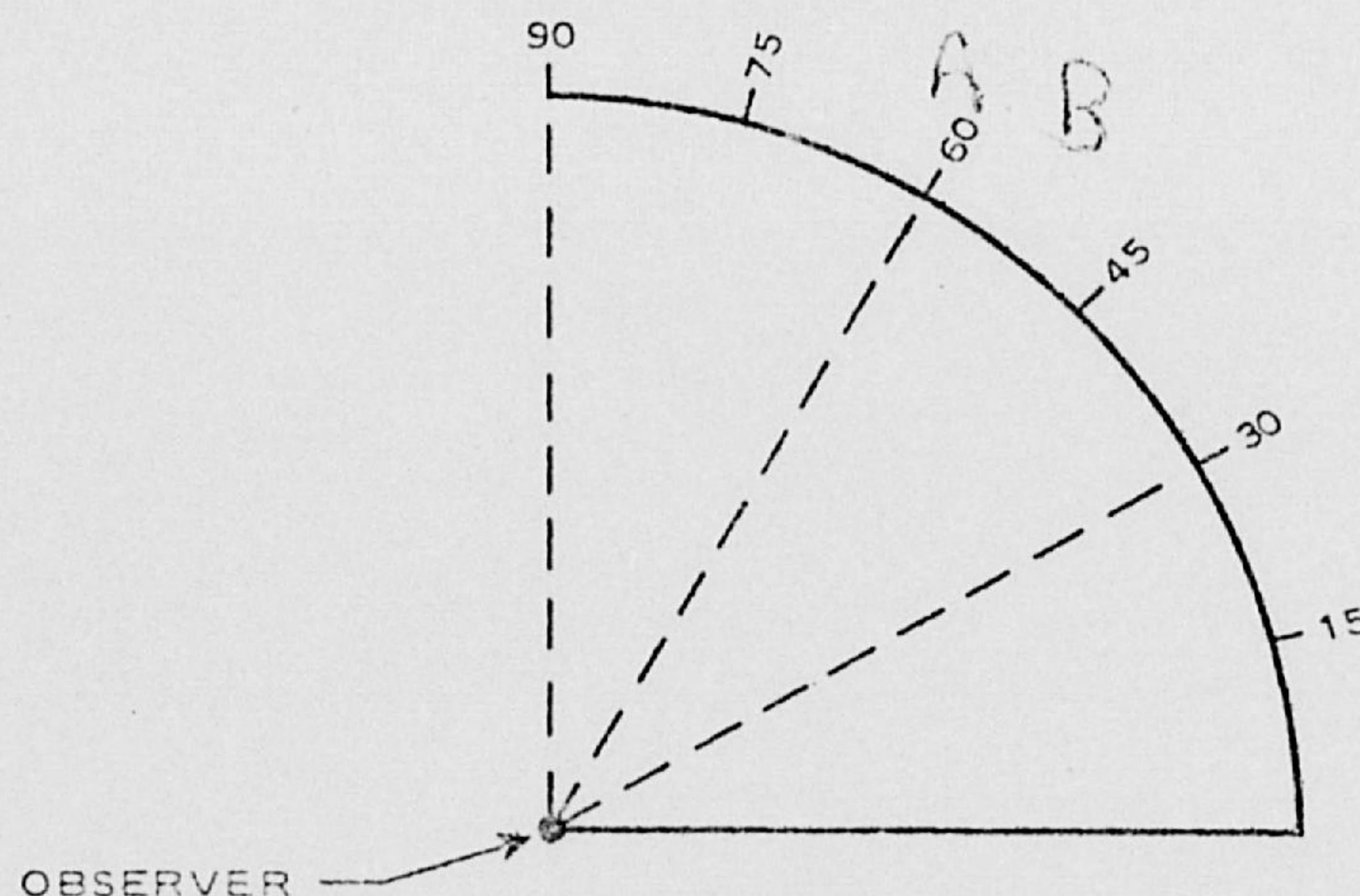
☐ OTHER

5. WHERE WERE YOU WHEN YOU SAW THE PHENOMENON? IF IN CITY, GIVE THE NEAREST STREET ADDRESS AND INDICATE ON A HAND DRAWN MAP WHERE YOU WERE STANDING WITH REFERENCE TO THE ADDRESS. IF IN THE COUNTRY, IDENTIFY THE HIGHWAY YOU WERE ON OR NEAR AND TRY TO FIX A DISTANCE AND DIRECTION FROM SOME RECOGNIZABLE LANDMARK.

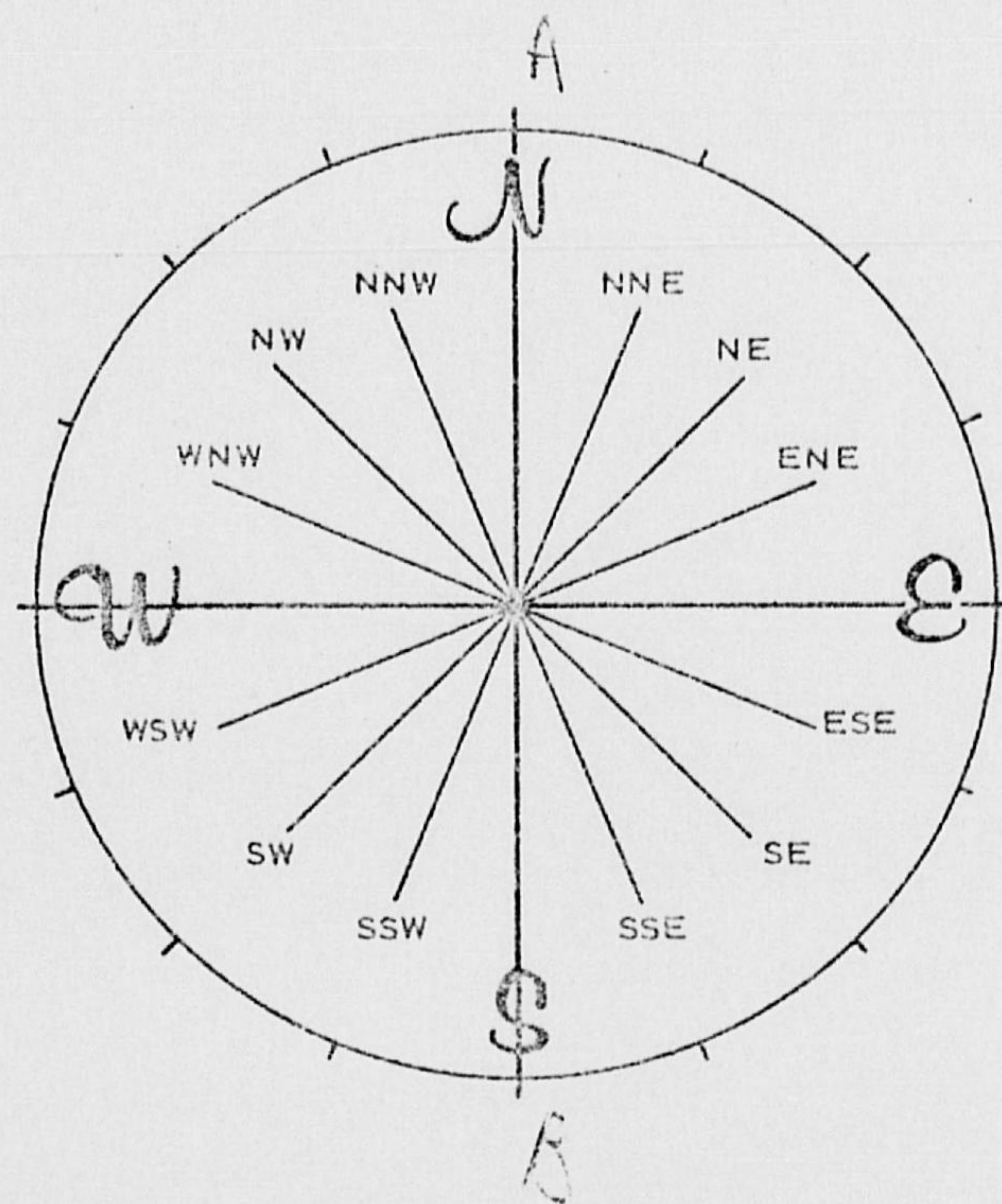
CITY A MEMPHIS

ADDRESS ON BACK

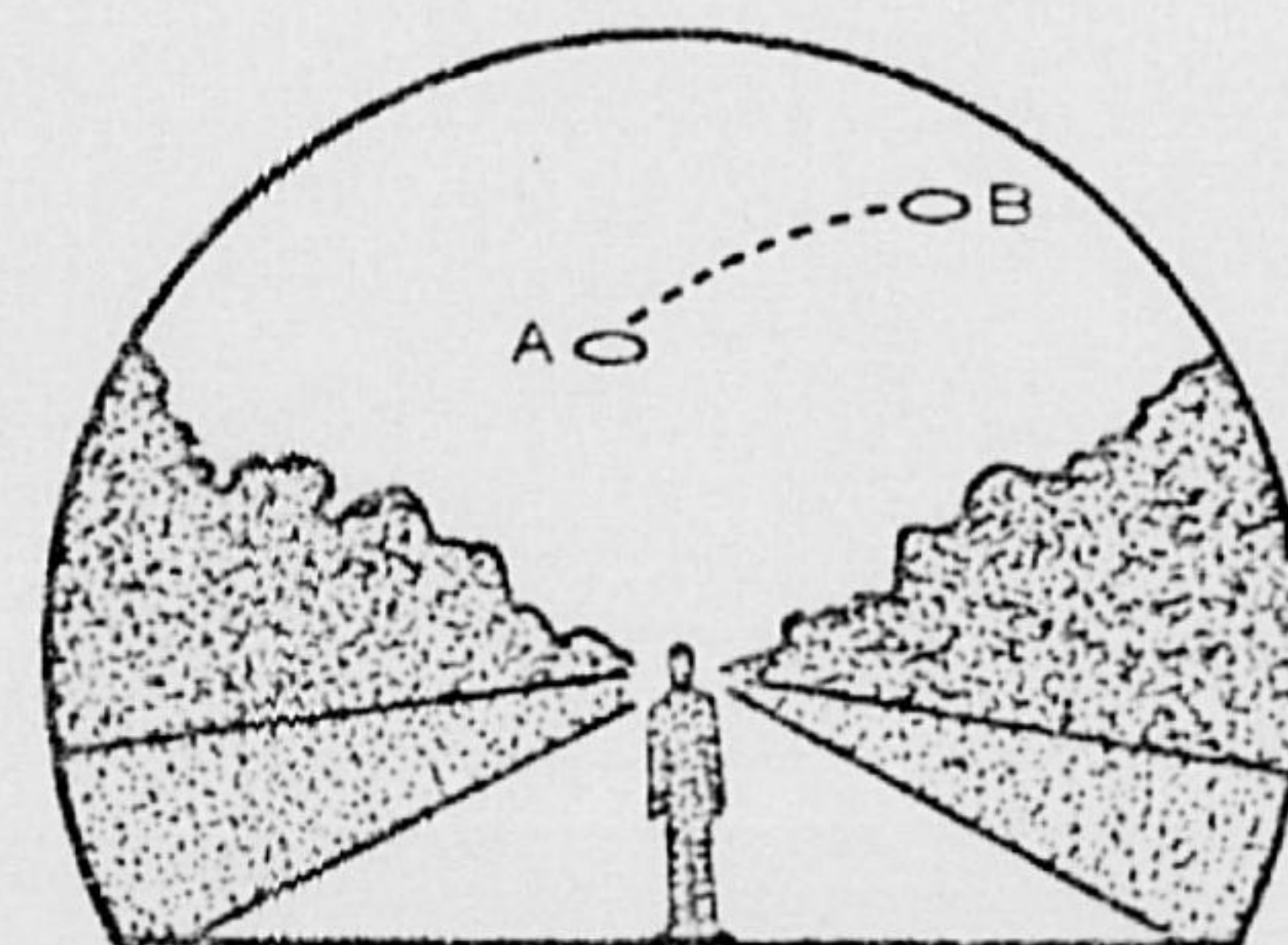

6. IMAGINE YOU ARE AT THE POINT SHOWN IN THE SKETCH, PLACE AN "A" ON THE CURVED LINE TO SHOW HOW HIGH THE PHENOMENON WAS ABOVE THE HORIZON, OR SKYLINE, WHEN FIRST SEEN. PLACE A "B" ON THE SAME CURVED LINE TO SHOW HOW HIGH ABOVE THE HORIZON THE PHENOMENON WAS WHEN LAST SEEN.



6A. NOW IMAGINE YOU ARE AT THE CENTER OF THE COMPASS ROSE. PLACE AN "A" ON THE COMPASS TO INDICATE THE DIRECTION TO THE PHENOMENON WHEN FIRST SEEN. PLACE A "B" ON THE COMPASS TO INDICATE THE DIRECTION TO THE PHENOMENON WHEN LAST SEEN.



7. IN THE SKETCH BELOW, PLACE AN "A" AT THE POSITION OF THE PHENOMENON WHEN FIRST SEEN, AND A "B" AT THE POSITION OF THE PHENOMENON WHEN LAST SEEN. CONNECT THE "A" AND "B" WITH A LINE TO APPROXIMATE THE MOVEMENT OF THE PHENOMENON BETWEEN "A" AND "B". THAT IS, SCHEMATICALLY SHOW WHETHER THE MOVEMENT APPEARED TO BE STRAIGHT, CURVED OR ZIG-ZAG. REFER TO SMALLER SKETCH AS AN EXAMPLE OF HOW TO COMPLETE THE LARGER SKETCH.



8. WHERE WERE YOU WHEN YOU SAW THE PHENOMENON? (Check appropriate blocks.)			
<input checked="" type="checkbox"/> OUTDOORS <input type="checkbox"/> IN BUILDING <input type="checkbox"/> IN CAR <input type="checkbox"/> AS DRIVER <input type="checkbox"/> AS PASSENGER <input type="checkbox"/> IN BOAT <input type="checkbox"/> IN AIRPLANE <input type="checkbox"/> AS PILOT <input type="checkbox"/> AS PASSENGER <input type="checkbox"/> OTHER	<input checked="" type="checkbox"/> IN BUSINESS SECTION OF CITY <input type="checkbox"/> IN RESIDENTIAL SECTION OF CITY <input type="checkbox"/> IN OPEN COUNTRYSIDE <input type="checkbox"/> NEAR AIRFIELD <input type="checkbox"/> FLYING OVER CITY <input type="checkbox"/> FLYING OVER OPEN COUNTRY <input type="checkbox"/> OTHER		
A. IF YOU WERE IN A VEHICLE, COMPLETE THE FOLLOWING:			
WHAT DIRECTION WERE YOU MOVING?		HOW FAST WERE YOU MOVING?	
NORTH	EAST	DID YOU STOP ANYTIME WHILE OBSERVING THE PHENOMENON? <input checked="" type="checkbox"/> YES <input type="checkbox"/> NO	
SOUTH	WEST		
NORTHEAST	SOUTHEAST		
NORTHWEST	SOUTHWEST		
EXPLAIN WHETHER SUCH MOVEMENT AFFECTS YOUR SKETCHES IN ITEMS 5 AND 6.			
DESCRIBE TYPE OF VEHICLE YOU WERE IN AND TYPE OF ROAD, TERRAIN OR BODY OF WATER YOU TRAVERSED DURING THE SIGHTING. STATE WHETHER WINDOWS OR CONVERTIBLE TOP WERE UP OR DOWN. <div style="height: 40px; border: 1px solid black; margin-top: 5px;"></div>			
HOW MUCH OTHER TRAFFIC WAS THERE?			
DID YOU NOTICE ANY AIRPLANES? <input type="checkbox"/> YES <input checked="" type="checkbox"/> NO. IF "YES," DESCRIBE WHEN THEY WERE IN SIGHT RELATIVE TO THE TIME OF SIGHTING THE PHENOMENON AND WHERE THEY WERE IN THE SKY RELATIVE TO THE POSITION OF THE PHENOMENON. <div style="height: 100px; border: 1px solid black; margin-top: 5px;"></div>			
9. HOW LONG WAS THE PHENOMENON IN SIGHT?			
LENGTH OF TIME 15 MIN	<input checked="" type="checkbox"/> CERTAIN OF TIME <input type="checkbox"/> NOT VERY SURE <input type="checkbox"/> FAIRLY CERTAIN <input type="checkbox"/> JUST A GUESS		
HOW WAS TIME DETERMINED?			
WAS THE PHENOMENON IN SIGHT CONTINUOUSLY? <input checked="" type="checkbox"/> YES <input type="checkbox"/> NO. IF "NO," INDICATE WHETHER THIS IS DUE TO YOUR MOVEMENT OR THE BEHAVIOR OF THE PHENOMENON, AND DESCRIBE SUCH MOVEMENT OR BEHAVIOR. INDICATE DISAPPEARANCES ON PREVIOUS SKETCHES. <div style="height: 200px; border: 1px solid black; margin-top: 5px;"></div>			

10. IF THERE WERE MORE THAN ONE PHENOMENON, HOW MANY WERE THERE? DRAW A PICTURE TO SHOW HOW THEY WERE ARRANGED. DID THIS ARRANGEMENT CHANGE DURING THE SIGHTING?

11. CONDITIONS (Check appropriate blocks.)

A. SKY		B. WEATHER	
DAY		CUMULUS CLOUDS (<i>Low fluffy</i>)	FOG OR MIST
TWILIGHT		CIRRUS CLOUDS (<i>High fleecy or Herring-bone</i>)	HEAVY RAIN
NIGHT			LIGHT RAIN OR DRIZZLE
CLEAR		NIMBUS CLOUDS (<i>Rain</i>)	HAIL
PARTLY CLOUDY		CUMULONIMBUS CLOUDS (<i>Thunderstorms</i>)	SNOW OR SLEET
COMPLETELY OVERCAST			UNKNOWN
		HAZE OR SMOG	NONE OF THE ABOVE

C. IF THE SIGHTING WAS AT TWILIGHT OR NIGHT, WHAT DID YOU NOTICE ABOUT THE STARS AND MOON?

(1) STARS	(2) MOON
NONE	BRIGHT MOONLIGHT
A FEW	MOON WITH HALO
MANY	MOON HIDDEN BY CLOUDS
UNKNOWN	PARTIAL (<i>New or quarter</i>)

D. IF SIGHTING WAS IN DAYLIGHT, WAS THE SUN VISIBLE? ☐ YES ☐ NO. IF "YES," WHERE WAS THE SUN AS YOU FACED THE PHENOMENON?

IN FRONT OF YOU	TO YOUR RIGHT	OVERHEAD (<i>Near noon</i>)
IN BACK OF YOU	TO YOUR LEFT	UNKNOWN

E. SPECIFY THE MAJOR SOURCE OF ILLUMINATION PRESENT DURING THE SIGHTING, SUCH AS THE SUN, HEADLIGHTS OR STREET LAMP, ETC. FOR TERRESTRIAL ILLUMINATION, SPECIFY DISTANCE TO LIGHT SOURCE.

12. GIVE A BRIEF DESCRIPTION OF THE PHENOMENON, INDICATING WHETHER IT APPEARED DARK OR LIGHT, WHETHER IT REFLECTED LIGHT OR WAS SELF-LUMINOUS AND WHAT COLORS YOU NOTICED. DESCRIBE YOUR IMPRESSION OF WHETHER IT WAS SOLID OR TRANSPARENT, WHETHER EDGES WERE SHARP OR FUZZY. DESCRIBE THE SHAPE OR INDICATE IF IT APPEARED AS A POINT OF LIGHT. INDICATE COMPARISONS WITH OTHER OBSERVED OBJECTS, LIKE STARS, A LIGHT OR OTHER OBJECT IN YOUR FIELD OF VIEW.

13.	DID THE PHENOMENON	YES	NO	UNKNOWN
	MOVE IN A STRAIGHT LINE?		/	
	STAND STILL AT ANYTIME?	/		
	SUDDENLY SPEED UP AND RUN AWAY?		/	
	BREAK UP IN PARTS AND EXPLODE?		/	
	CHANGE COLOR?		/	
	GIVE OFF SMOKE?		/	
	CHANGE BRIGHTNESS?		/	
	CHANGE SHAPE?		/	
	FLASH OR FLICKER?		/	
	DISAPPEAR AND REAPPEAR?		/	
	SPIN LIKE A TOP?		/	
	MAKE A NOISE?		/	
	FLUTTER OR WOBBLE?		/	

14. WHAT DREW YOUR ATTENTION TO THE PHENOMENON?

Looked up

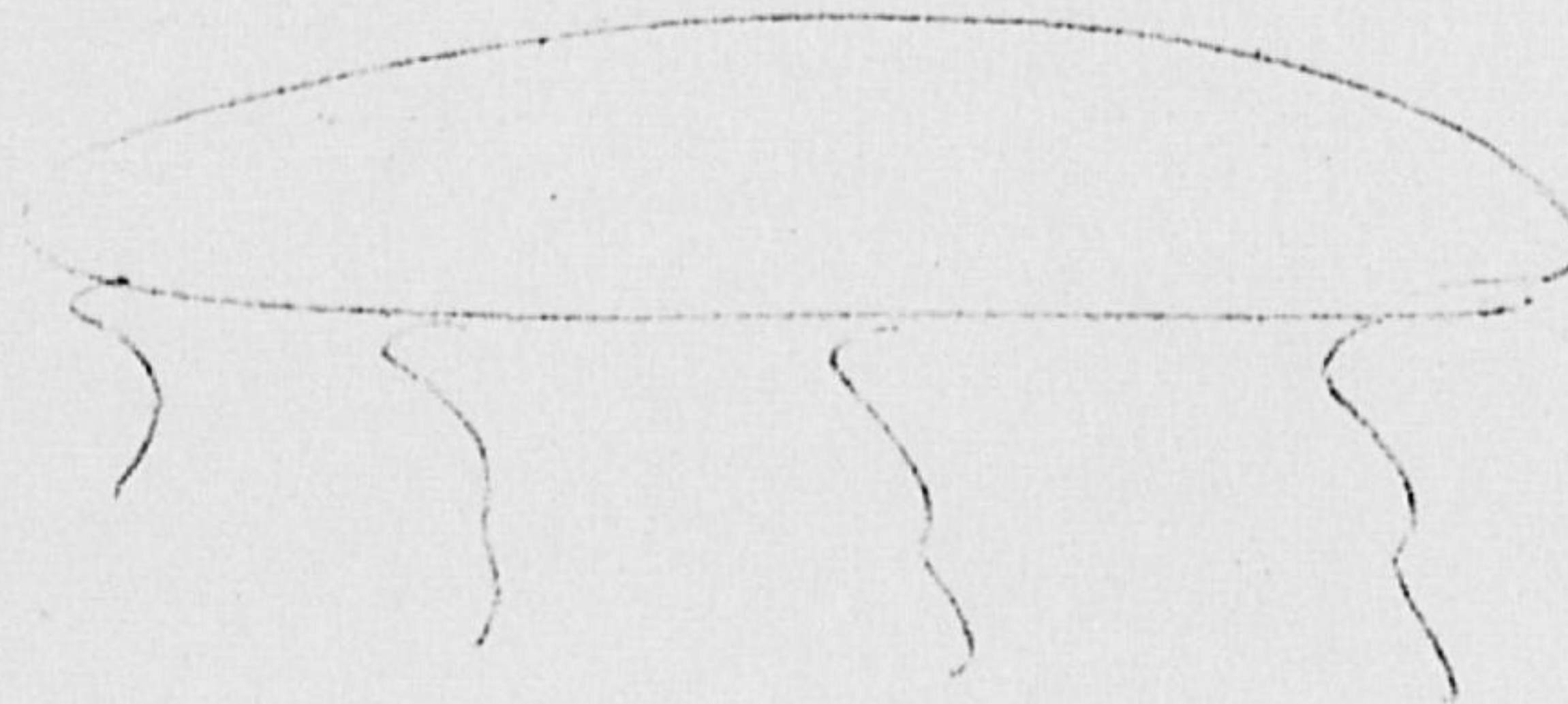
A. HOW DID IT FINALLY DISAPPEAR?

Still there

B. DID THE PHENOMENON MOVE BEHIND OR IN FRONT OF SOMETHING, LIKE A CLOUD, TREE, OR BUILDING AT ANY TIME?

☐ YES ☒ NO. IF "YES," DESCRIBE.

15. DRAW A PICTURE THAT WILL SHOW THE SHAPE OF THE PHENOMENON. INCLUDE AND LABEL ANY DETAILS THAT MIGHT HAVE APPEARED AS WINGS OR PROTRUSIONS, AND INDICATE EXHAUST OR VAPOR TRAILS. INDICATE BY AN ARROW THE DIRECTION THE PHENOMENON WAS MOVING.



16. WHAT WAS THE ANGULAR SIZE? HOLD A MATCH AT ARM'S LENGTH IN FRONT OF A KNOWN OBJECT, SUCH AS A STREET LAMP OR THE MOON. NOTE HOW MUCH OF THE OBJECT IS COVERED BY THE HEAD OF THE MATCH. NOW IF YOU HAD BEEN ABLE TO PERFORM THIS EXPERIMENT AT THE TIME OF THE SIGHTING, ESTIMATE WHAT FRACTION OF THE PHENOMENON WOULD HAVE BEEN COVERED BY THE MATCH HEAD.

Larger than full moon

17. DID YOU OBSERVE THE PHENOMENON THROUGH ANY OF THE FOLLOWING? INCLUDE INFORMATION ON MODEL, TYPE, FILTER, LENS PRESCRIPTION OR OTHER APPLICABLE DATA.

EYEGLASSES	CAMERA VIEWER
SUNGLASSES	BINOCULARS
WINDSHIELD	TELESCOPE
SIDE WINDOW OF VEHICLE	THEODOLITE
WINDOWPANE	OTHER

A. DO YOU ORDINARILY WEAR GLASSES? ☐ YES ☐ NO

B. DO YOU USE READING GLASSES? ☒ YES ☐ NO

18. WHAT WAS YOUR IMPRESSION OF THE SPEED OF THE PHENOMENON? GIVE ESTIMATE OF SPEED NO

19. WHAT WAS YOUR IMPRESSION OF THE DISTANCE OF THE PHENOMENON? GIVE ESTIMATE OF DISTANCE _____

20. IN ORDER THAT WE MAY OBTAIN AS CLEAR A PICTURE AS POSSIBLE OF WHAT YOU SAW, DESCRIBE IN YOUR OWN WORDS A COMMON OBJECT OR OBJECTS WHICH, WHEN PLACED IN THE SKY, SIMILAR TO WHERE YOU NOTED THE PHENOMENON, WOULD BEAR SOME RESEMBLANCE TO WHAT YOU SAW. DESCRIBE SIMILARITIES AND DIFFERENCES BETWEEN THE COMMON OBJECT AND WHAT YOU SAW.

21. DID YOU NOTICE ANY ODOR, NOISE, OR HEAT EMANATING FROM THE PHENOMENON OR ANY EFFECT ON YOURSELF, ANIMALS OR MACHINERY IN THE VICINITY? ☐ YES ☒ NO. IF "YES," DESCRIBE.

A. DID THE PHENOMENON DISTURB THE GROUND OR LEAVE ANY PHYSICAL EVIDENCE. ☐ YES ☒ NO. IF "YES," DESCRIBE.

22. HAVE YOU EVER SEEN THIS OR A SIMILAR PHENOMENON BEFORE? ☒ YES ☐ NO. IF "YES," GIVE DATE AND LOCATION.

3 times

2 months ago 2 hrs & 150 night

23. WAS ANYONE WITH YOU AT THE TIME YOU SAW THE PHENOMENON? ☒ YES ☐ NO. IF "YES," DID THEY SEE IT TOO?
☐ YES ☐ NO.

A. LIST THEIR NAMES AND ADDRESSES

didn't want to give names

24. GIVE THE FOLLOWING INFORMATION ABOUT YOURSELF

LAST NAME, FIRST NAME, MIDDLE NAME

Miss [REDACTED]

ADDRESS (Street, City, State, and Zip Code)

[REDACTED]

Memphis Tenn. 38117

TELEPHONE (Area code and number)

[REDACTED]

AGE

68

MALE

FEMALE

INDICATE ADDRESS AND OCCUPATION INCLUDING OCCUPATION AND ANY EXPERIENCE WHICH MAY BE PERTINENT.

25. WHEN AND TO WHOM DID YOU REPORT THAT YOU HAD SIGHTED THIS PHENOMENON?

NAME _____ DAY _____ MONTH _____ YEAR _____

26. DATE YOU COMPLETED THIS QUESTIONNAIRE.

DAY _____ MONTH _____ YEAR _____

Duty off Rpt