PROJECT 10373 RECORD

1. DATE - TIME GROUP 2 October 1968 10/06[illegible] 10/10[illegible]Z	2. LOCATION Dayton, Ohio
3. SOURCE Civilian	10. CONCLUSION INSUFFICIENT DATA
4. NUMBER OF OBJECTS One	Duty Officer Report. Observer sent 117 but has not returned it as of 19 January 1969.
5. LENGTH OF OBSERVATION 45 Minutes	11. BRIEF SUMMARY AND ANALYSIS See Case Files
6. TYPE OF OBSERVATION Ground-Visual	
7. COURSE Unknown	
8. PHOTOS ☐ Yes ☐ No	
9. PHYSICAL EVIDENCE ☐ Yes ☐ No	

FORM
FTD SEP 63 0-329 (TDE) Previous editions of this form may be used.

19 Oct 68..

DEPARTMENT OF THE AIR FORCE
HEADQUARTERS FOREIGN TECHNOLOGY DIVISION (AFSC)
WRIGHT-PATTERSON AIR FORCE BASE, OHIO 45433

REPLY TO ATTN OF: TDPT (UFO)

SUBJECT: UFO Observation , 19 October 1968

TO: [redacted]
Dayton, Ohio 45410

Reference your recent unidentified flying object sighting which you reported to the Air Force. The information which we have received is not sufficient for a scientific investigation. Request you complete the attached AF Form 117 and return it in the self-addressed envelope. Thank you for reporting your observation to the Air Force.

HECTOR QUINTANILLA, Jr, Lt Colonel, USAF
Chief, Aerial Phenomena Office
Aerospace Technologies Division
Production Directorate

1 Atch
AF Form 117 w/envelope

6A. NOW IMAGINE YOU ARE AT THE CENTER OF THE COMPASS ROSE. PLACE AN "A" ON THE COMPASS TO INDICATE THE DIRECTION TO THE PHENOMENON WHEN FIRST SEEN. PLACE A "B" ON THE COMPASS TO INDICATE THE DIRECTION TO THE PHENOMENON WHEN LAST SEEN.

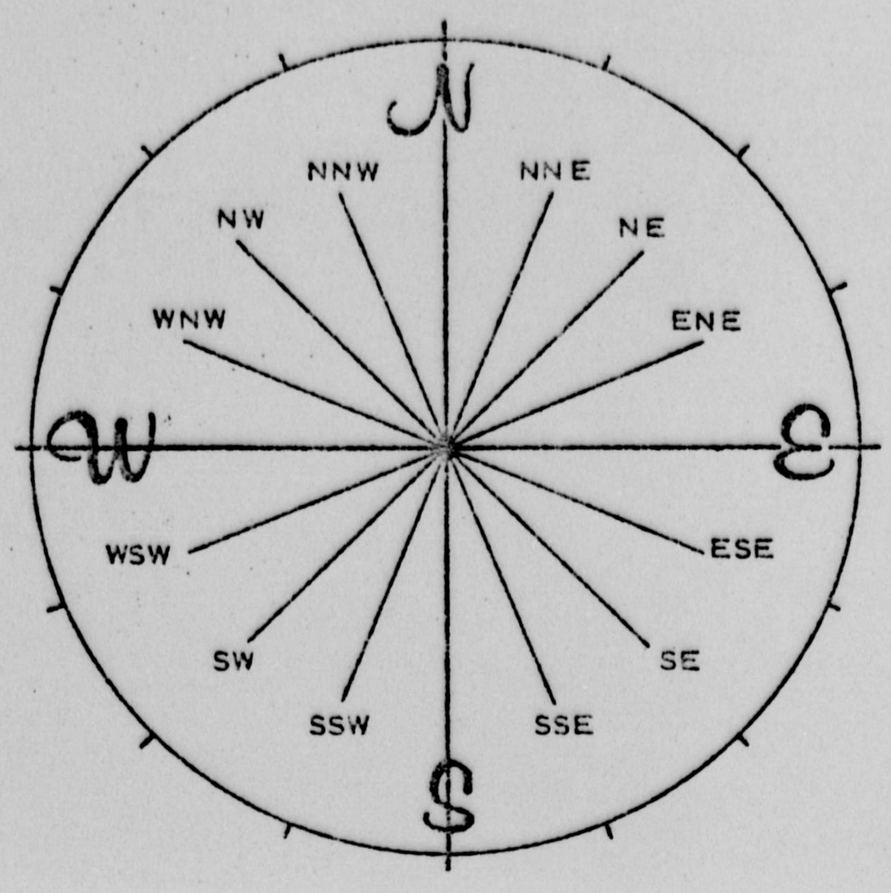

7. IN THE SKETCH BELOW, PLACE AN "A" AT THE POSITION OF THE PHENOMENON WHEN FIRST SEEN, AND A "B" AT THE POSITION OF THE PHENOMENON WHEN LAST SEEN. CONNECT THE "A" AND "B" WITH A LINE TO APPROXIMATE THE MOVEMENT OF THE PHENOMENON BETWEEN "A" AND "B". THAT IS, SCHEMATICALLY SHOW WHETHER THE MOVEMENT APPEARED TO BE STRAIGHT, CURVED OR ZIG-ZAG. REFER TO SMALLER SKETCH AS AN EXAMPLE OF HOW TO COMPLETE THE LARGER SKETCH.

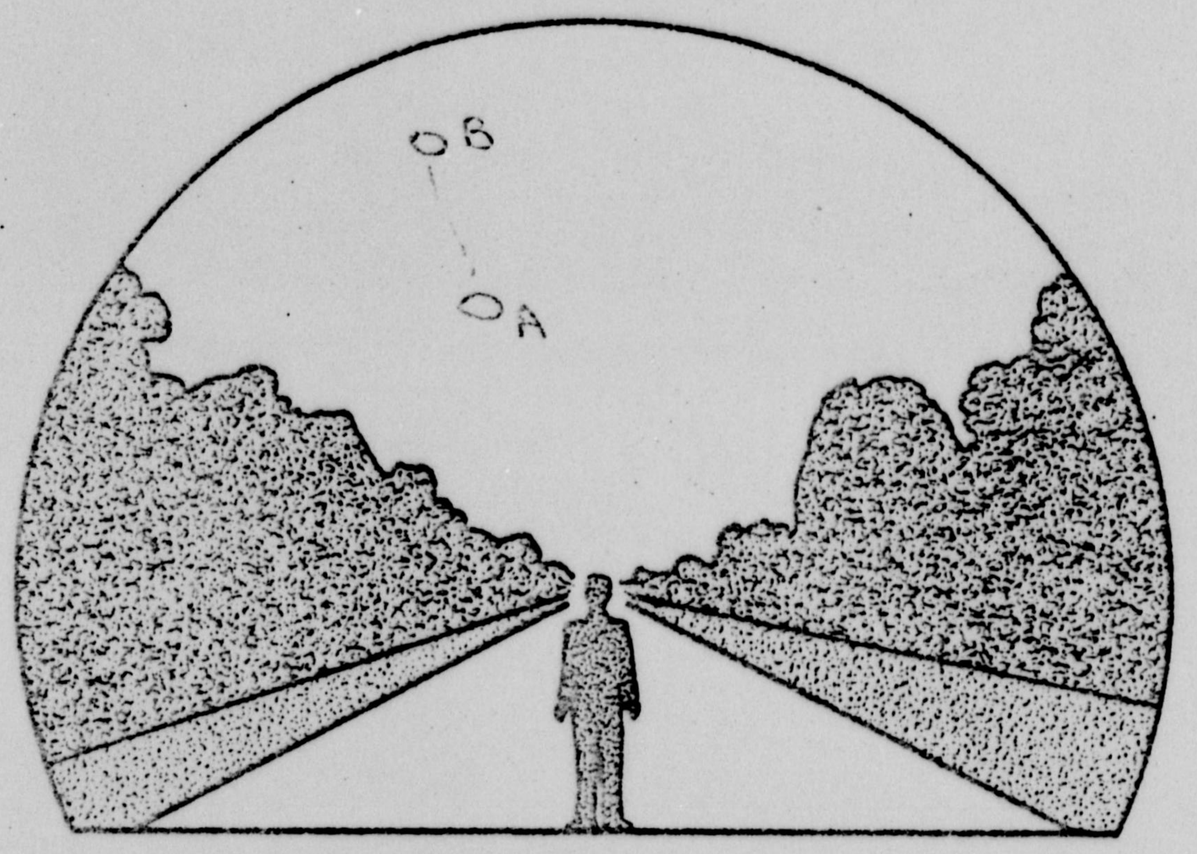

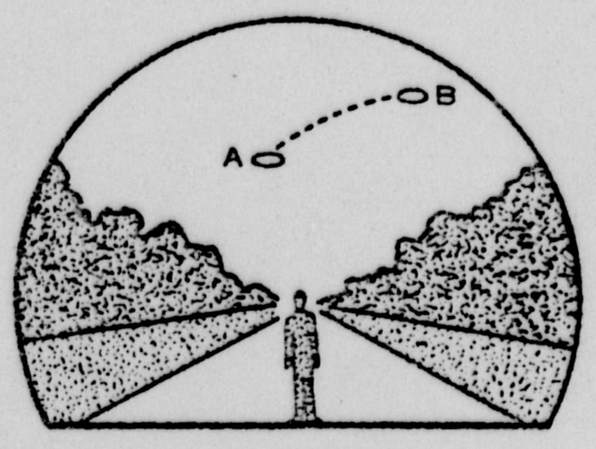

SIGHTING OF UNIDENTIFIED PHENOMENA QUESTIONNAIRE

BUDGET BUREAU APPROVAL NUMBER 21-R258

THIS QUESTIONNAIRE HAS BEEN PREPARED SO THAT YOU CAN GIVE THE U.S. AIR FORCE AS MUCH INFORMATION AS POSSIBLE CONCERNING THE UNIDENTIFIED PHENOMENON THAT YOU HAVE OBSERVED. PLEASE TRY TO ANSWER ALL OF THE QUESTIONS. THE INFORMATION YOU GIVE WILL BE USED FOR RESEARCH PURPOSES. YOUR NAME WILL NOT BE USED IN CONNECTION WITH ANY OF YOUR STATEMENTS OR CONCLUSIONS WITHOUT YOUR PERMISSION. RETURN TO AIR FORCE BASE INVESTIGATOR FOR FORWARDING TO FTD (TDETR), WRIGHT-PATTERSON AFB, OHIO 45433, IAW AFR 80-17. *(IF ADDITIONAL SHEETS ARE NEEDED FOR NARRATIVE OR SKETCHES ATTACH SECURELY TO THIS FORM OR ANNOTATE WITH YOUR NAME FOR IDENTIFICATION.)*

1. WHEN DID YOU SEE THE PHENOMENON?

DAY 19 MONTH 10 YEAR 68

2. WHAT TIME DID YOU FIRST SIGHT THE PHENOMENON?

HOUR 6 MINUTES 45 [X] A.M. [ ] P.M.

3. WHAT TIME DID YOU LAST SIGHT THE PHENOMENON?

HOUR 7 MINUTES 30 [X] A.M. [ ] P.M.

4. TIME ZONE [ ] DAYLIGHT SAVINGS [X] STANDARD

[X] EASTERN [ ] CENTRAL [ ] MOUNTAIN [ ] PACIFIC [ ] OTHER

5. WHERE WERE YOU WHEN YOU SAW THE PHENOMENON? IF IN CITY, GIVE THE NEAREST STREET ADDRESS AND INDICATE ON A HAND DRAWN MAP WHERE YOU WERE STANDING WITH REFERENCE TO THE ADDRESS. IF IN THE COUNTRY, IDENTIFY THE HIGHWAY YOU WERE ON OR NEAR AND TRY TO FIX A DISTANCE AND DIRECTION FROM SOME RECOGNIZABLE LANDMARK.

[redacted]

~~[illegible]~~, OHIO
DAYTON

6. IMAGINE YOU ARE AT THE POINT SHOWN IN THE SKETCH, PLACE AN "A" ON THE CURVED LINE TO SHOW HOW HIGH THE PHENOMENON WAS ABOVE THE HORIZON, OR SKYLINE, WHEN FIRST SEEN. PLACE A "B" ON THE SAME CURVED LINE TO SHOW HOW HIGH ABOVE THE HORIZON THE PHENOMENON WAS WHEN LAST SEEN.

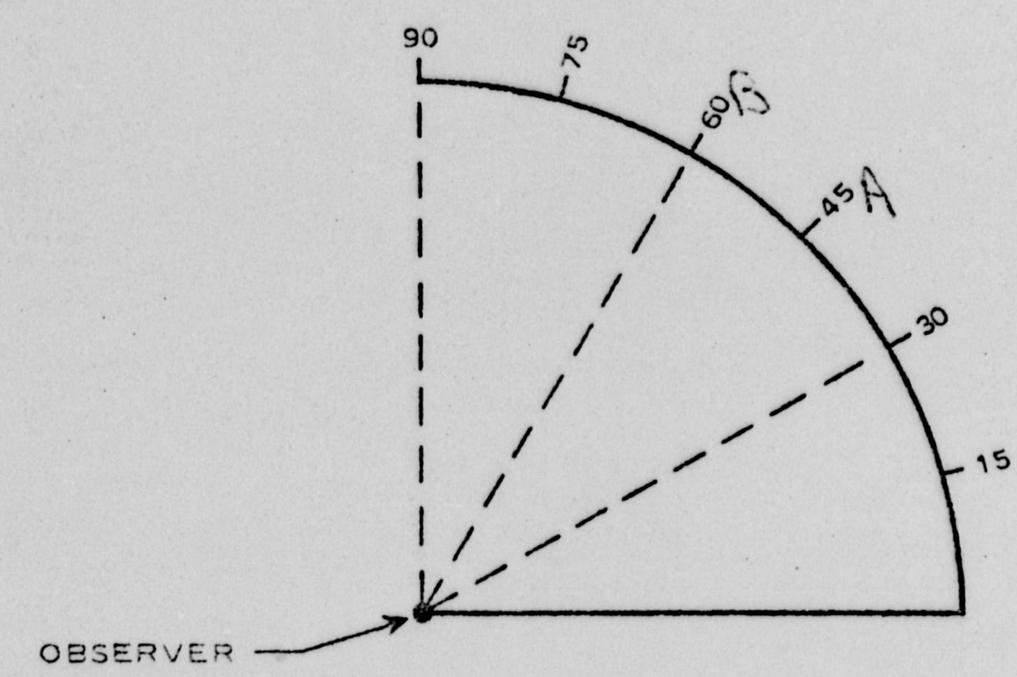

AF FORM AUG 67 117

10. IF THERE WERE MORE THAN ONE PHENOMENON, HOW MANY WERE THERE? DRAW A PICTURE TO SHOW HOW THEY WERE ARRANGED. DID THIS ARRANGEMENT CHANGE DURING THE SIGHTING?

only one

11. CONDITIONS *(Check appropriate blocks.)*

A. SKY		B. WEATHER			
	DAY		CUMULUS CLOUDS *(Low fluffy)*		FOG OR MIST
✓	TWILIGHT		CIRRUS CLOUDS *(High fleecy or Herring-bone)*		HEAVY RAIN
	NIGHT				LIGHT RAIN OR DRIZZLE
✓	CLEAR		NIMBUS CLOUDS *(Rain)*		HAIL
	PARTLY CLOUDY		CUMULONIMBUS CLOUDS *(Thunderstorms)*		SNOW OR SLEET
	COMPLETELY OVERCAST				UNKNOWN
			HAZE OR SMOG	✓	NONE OF THE ABOVE

C. IF THE SIGHTING WAS AT TWILIGHT OR NIGHT, WHAT DID YOU NOTICE ABOUT THE STARS AND MOON?

(1) STARS		(2) MOON			
	NONE	✓	BRIGHT MOONLIGHT		NO MOONLIGHT
✓	A FEW		MOON WITH HALO		UNKNOWN
	MANY		MOON HIDDEN BY CLOUDS		
	UNKNOWN		PARTIAL *(New or quarter)*		

D. IF SIGHTING WAS IN DAYLIGHT, WAS THE SUN VISIBLE? ☐ YES ☐ NO. IF "YES," WHERE WAS THE SUN AS YOU FACED THE PHENOMENON?

	IN FRONT OF YOU		TO YOUR RIGHT		OVERHEAD *(Near noon)*
	IN BACK OF YOU		TO YOUR LEFT		UNKNOWN

E. SPECIFY THE MAJOR SOURCE OF ILLUMINATION PRESENT DURING THE SIGHTING, SUCH AS THE SUN, HEADLIGHTS OR STREET LAMP, ETC. FOR TERRESTRIAL ILLUMINATION, SPECIFY DISTANCE TO LIGHT SOURCE.

MOON & STARS

12. GIVE A BRIEF DESCRIPTION OF THE PHENOMENON, INDICATING WHETHER IT APPEARED DARK OR LIGHT, WHETHER IT REFLECTED LIGHT OR WAS SELF-LUMINOUS AND WHAT COLORS YOU NOTICED. DESCRIBE YOUR IMPRESSION OF WHETHER IT WAS SOLID OR TRANSPARENT, WHETHER EDGES WERE SHARP OR FUZZY. DESCRIBE THE SHAPE OR INDICATE IF IT APPEARED AS A POINT OF LIGHT. INDICATE COMPARISONS WITH OTHER OBSERVED OBJECTS, LIKE STARS, A LIGHT OR OTHER OBJECT IN YOUR FIELD OF VIEW.

LOOKED LIKE A STAR MOVING TOWARD THE MOON

8. WHERE WERE YOU WHEN YOU SAW THE PHENOMENON? *(Check appropriate blocks.)*

✓	OUTDOORS		IN BUSINESS SECTION OF CITY
	IN BUILDING	✓	IN RESIDENTIAL SECTION OF CITY
	IN CAR ☐ AS DRIVER ☐ AS PASSENGER		IN OPEN COUNTRYSIDE
	IN BOAT		NEAR AIRFIELD
	IN AIRPLANE ☐ AS PILOT ☐ AS PASSENGER		FLYING OVER CITY
	OTHER		FLYING OVER OPEN COUNTRY
			OTHER

A. IF YOU WERE IN A VEHICLE, COMPLETE THE FOLLOWING:

WHAT DIRECTION WERE YOU MOVING?				HOW FAST WERE YOU MOVING?
	NORTH		EAST	
	SOUTH		WEST	DID YOU STOP ANYTIME WHILE OBSERVING THE PHENOMENON?
	NORTHEAST		SOUTHEAST	
	NORTHWEST		SOUTHWEST	☐ YES ☐ NO

EXPLAIN WHETHER SUCH MOVEMENT AFFECTS YOUR SKETCHES IN ITEMS 5 AND 6.

DESCRIBE TYPE OF VEHICLE YOU WERE IN AND TYPE OF ROAD, TERRAIN OR BODY OF WATER YOU TRAVERSED DURING THE SIGHTING. STATE WHETHER WINDOWS OR CONVERTIBLE TOP WERE UP OR DOWN.

HOW MUCH OTHER TRAFFIC WAS THERE?

DID YOU NOTICE ANY AIRPLANES? ☐ YES ☒ NO. IF "YES," DESCRIBE WHEN THEY WERE IN SIGHT RELATIVE TO THE TIME OF SIGHTING THE PHENOMENON AND WHERE THEY WERE IN THE SKY RELATIVE TO THE POSITION OF THE PHENOMENON.

9. HOW LONG WAS THE PHENOMENON IN SIGHT?

LENGTH OF TIME				
45 MIN TO 1 hr		CERTAIN OF TIME		NOT VERY SURE
	✓	FAIRLY CERTAIN		JUST A GUESS

HOW WAS TIME DETERMINED?
LOOKED AT WATCH

WAS THE PHENOMENON IN SIGHT CONTINUOUSLY? ☒ YES ☐ NO. IF "NO," INDICATE WHETHER THIS IS DUE TO YOUR MOVEMENT OR THE BEHAVIOR OF THE PHENOMENON, AND DESCRIBE SUCH MOVEMENT OR BEHAVIOR. INDICATE DISAPPEARANCES ON PREVIOUS SKETCHES.

15. DRAW A PICTURE THAT WILL SHOW THE SHAPE OF THE PHENOMENON. INCLUDE AND LABEL ANY DETAILS THAT MIGHT HAVE APPEARED AS WINGS OR PROTRUSIONS, AND INDICATE EXHAUST OR VAPOR TRAILS. INDICATE BY AN ARROW THE DIRECTION THE PHENOMENON WAS MOVING.

LOOKED LIKE A STAR

16. WHAT WAS THE ANGULAR SIZE? HOLD A MATCH AT ARM'S LENGTH IN FRONT OF A KNOWN OBJECT, SUCH AS A STREET LAMP OR THE MOON. NOTE HOW MUCH OF THE OBJECT IS COVERED BY THE HEAD OF THE MATCH. NOW IF YOU HAD BEEN ABLE TO PERFORM THIS EXPERIMENT AT THE TIME OF THE SIGHTING, ESTIMATE WHAT FRACTION OF THE PHENOMENON WOULD HAVE BEEN COVERED BY THE MATCH HEAD.

ALL

13. DID THE PHENOMENON	YES	NO	UNKNOWN
MOVE IN A STRAIGHT LINE?	✓		
STAND STILL AT ANY TIME?			✓
SUDDENLY SPEED UP AND RUN AWAY?		✓	
BREAK UP IN PARTS AND EXPLODE?		✓	
CHANGE COLOR?		✓	
GIVE OFF SMOKE?		✓	
CHANGE BRIGHTNESS?		✓	
CHANGE SHAPE?		✓	
FLASH OR FLICKER?		✓	
DISAPPEAR AND REAPPEAR?		✓	
SPIN LIKE A TOP?		✓	
MAKE A NOISE?		✓	
FLUTTER OR WOBBLE?		✓	

14. WHAT DREW YOUR ATTENTION TO THE PHENOMENON?

JUST HAPPEN TO NOTICE IT

A. HOW DID IT FINALLY DISAPPEAR?

IT DID NOT DISAPPEAR

B. DID THE PHENOMENON MOVE BEHIND OR IN FRONT OF SOMETHING, LIKE A CLOUD, TREE, OR BUILDING AT ANY TIME?
☒ YES ☐ NO. IF "YES," DESCRIBE.

MERGING TOWARD MOON

19 Oct 68

22. HAVE YOU EVER SEEN THIS OR A SIMILAR PHENOMENON BEFORE? ☐ YES ☐ NO. IF "YES," GIVE DATE AND LOCATION.

23. WAS ANYONE WITH YOU AT THE TIME YOU SAW THE PHENOMENON? ☒ YES ☐ NO. IF "YES," DID THEY SEE IT TOO? ☐ YES ☐ NO.

A. LIST THEIR NAMES AND ADDRESSES

[redacted]

45410

24. GIVE THE FOLLOWING INFORMATION ABOUT YOURSELF

LAST NAME, FIRST NAME, MIDDLE NAME

ADDRESS *(Street, City, State and Zip Code)*

TELEPHONE *(Area code and number)*	AGE 68		MALE	☒	FEMALE

INDICATE ADDITIONAL INFORMATION INCLUDING OCCUPATION AND ANY EXPERIENCE WHICH MAY BE PERTINENT.

25. WHEN AND TO WHOM DID YOU REPORT THAT YOU HAD SIGHTED THIS PHENOMENON?

NAME Dayton News Paper DAY 19 MONTH 10 YEAR 68

26. DATE YOU COMPLETED THIS QUESTIONNAIRE.

DAY _____ MONTH _____ YEAR _____

17. DID YOU OBSERVE THE PHENOMENON THROUGH ANY OF THE FOLLOWING? INCLUDE INFORMATION ON MODEL, TYPE, FILTER, LENS PRESCRIPTION OR OTHER APPLICABLE DATA.

☒	EYEGLASSES		CAMERA VIEWER
	SUNGLASSES		BINOCULARS
	WINDSHIELD		TELESCOPE
	SIDE WINDOW OF VEHICLE		THEODOLITE
	WINDOWPANE.		OTHER

A. DO YOU ORDINARILY WEAR GLASSES? ☒ YES ☐ NO

B. DO YOU USE READING GLASSES? ☐ YES ☐ NO

18. WHAT WAS YOUR IMPRESSION OF THE SPEED OF THE PHENOMENON? GIVE ESTIMATE OF SPEED SLOW.

19. WHAT WAS YOUR IMPRESSION OF THE DISTANCE OF THE PHENOMENON? GIVE ESTIMATE OF DISTANCE [illegible]

20. IN ORDER THAT WE MAY OBTAIN AS CLEAR A PICTURE AS POSSIBLE OF WHAT YOU SAW, DESCRIBE IN YOUR OWN WORDS A COMMON OBJECT OR OBJECTS WHICH, WHEN PLACED IN THE SKY, SIMILAR TO WHERE YOU NOTED THE PHENOMENON, WOULD BEAR SOME RESEMBLANCE TO WHAT YOU SAW. DESCRIBE SIMILARITIES AND DIFFERENCES BETWEEN THE COMMON OBJECT AND WHAT YOU SAW.

BRIGHT LIGHT FAR AWAY

21. DID YOU NOTICE ANY ODOR, NOISE, OR HEAT EMANATING FROM THE PHENOMENON OR ANY EFFECT ON YOURSELF, ANIMALS OR MACHINERY IN THE VICINITY? ☐ YES ☒ NO. IF "YES," DESCRIBE.

A. DID THE PHENOMENON DISTURB THE GROUND OR LEAVE ANY PHYSICAL EVIDENCE. ☐ YES ☒ NO. IF "YES," DESCRIBE.