

## PROJECT 10073 RECORD

1. DATE - TIME GROUP 5 Feb 69 05/1930 06/0030	2. LOCATION Virginia Beach, Virginia
3. SOURCE Civilian	10. CONCLUSION Possible AIRCRAFT
4. NUMBER OF OBJECTS One	
5. LENGTH OF OBSERVATION 3 Minutes	11. BRIEF SUMMARY AND ANALYSIS The observer sighted a craft that was shaped like a broom with the handle cut off. It had red lights in front and purple colored panels that changed to olive green. At 1930 local, the object was seen for 3 minutes. Was traveling from W - E and was about 3 - 400 ft high. At 2200 hrs, the observer sighted the object going from N - S at about 100 ft high.  COMMENTS: No one else reported seeing any such craft despite the long duration and low altitude as given by the observer. It also seems strang that the observer sighted it twice while no one else seems to have seen it at all. Also the observer stated that he had time to run into the house and come back outside and take pictures but apparently did not try to call anyone else's attention to the object. Since no one else reported any similar object, it is felt that if the observer did see something, it
6. TYPE OF OBSERVATION Ground-Visual	
7. COURSE W-E then N-S	
8. PHOTOS <input type="checkbox"/> Yes <input checked="" type="checkbox"/> No	
9. PHYSICAL EVIDENCE <input type="checkbox"/> Yes <input checked="" type="checkbox"/> No	

could have been an aircraft

FORM

FTD SEP 63 0-329 (TDE)

Previous editions of this form may be used.



TDPT (UFO) / Lt. Marano / typed 7 Mar 69/sac

7 MAR 1969

UFO Observation of 5 Feb 1969

~~████████████████████~~  
~~████████████████████~~ Road  
~~████████████████████~~ Virginia Beach, Virginia 23454

Since no image appears in your photos, we are returning your slides without any photo analysis. Thank you for reporting your observation to the Air Force.

*TDPT (UFO) Official Slide Log*  
DIRECTOR QUINTANILLA, Jr, Lt Col, USAF  
Chief, Aerial Phenomena Branch  
Aerospace Technologies Division  
Production Directorate

1 Atch  
Slides



[REDACTED]  
[REDACTED] Virginia 23454  
February 27, 1969

AID TDFI (UFO)  
Project Blue Book  
Wright-Patterson AFB, Ohio 45433

Dear Sirs:

The pictures I am enclosing have a weird color to them. It is the same color that radiated from the panels in the back of the craft.

The picture marked No. 1 is a color change of the panels.

I would like to have my slides sent back when you are through with them. Also, I would like to know your conclusions.

Thank you.

Sincerely,

[REDACTED]



# PHOTOGRAPHIC DATA

1. Type and make of camera      Kodak, Hawkeye instantatic R4
2. Type, focal length, and make of lens
3. Brand and type of film      Kodak, Kodachrome
4. Shutter speed used      1/10 second
5. Lens opening used; that is, "f" stop
6. Filters used      none
7. Was tripod or solid stand used      no
8. Was "panning" used
9. Exact direction camera was pointing with relation to true North, and its angle with respect to the ground.
10. If supplemental information is unobtainable, the minimum camera data required are the type of camera, and the smallest and largest "f" stop and shutter speed readings of the camera.
11. Estimate distance from camera to object      1/2 block



## SIGHTING OF UNIDENTIFIED PHENOMENA QUESTIONNAIRE

BUDGET BUREAU APPROVAL  
NUMBER 21-R258

THIS QUESTIONNAIRE HAS BEEN PREPARED SO THAT YOU CAN GIVE THE U.S. AIR FORCE AS MUCH INFORMATION AS POSSIBLE CONCERNING THE UNIDENTIFIED PHENOMENON THAT YOU HAVE OBSERVED. PLEASE TRY TO ANSWER ALL OF THE QUESTIONS. THE INFORMATION YOU GIVE WILL BE USED FOR RESEARCH PURPOSES. YOUR NAME WILL NOT BE USED IN CONNECTION WITH ANY OF YOUR STATEMENTS OR CONCLUSIONS WITHOUT YOUR PERMISSION. RETURN TO AIR FORCE BASE INVESTIGATOR FOR FORWARDING TO FTD (TDETR), WRIGHT-PATTERSON AFB, OHIO 45433, IAW AFR 80-17. (IF ADDITIONAL SHEETS ARE NEEDED FOR NARRATIVE OR SKETCHES ATTACH SECURELY TO THIS FORM OR ANNOTATE WITH YOUR NAME FOR IDENTIFICATION.)

1. WHEN DID YOU SEE THE PHENOMENON?

DAY 5 MONTH 2 YEAR 69

2. WHAT TIME DID YOU FIRST SIGHT THE PHENOMENON?

HOUR 7 MINUTES 30 ☐ A.M. ☒ P.M.

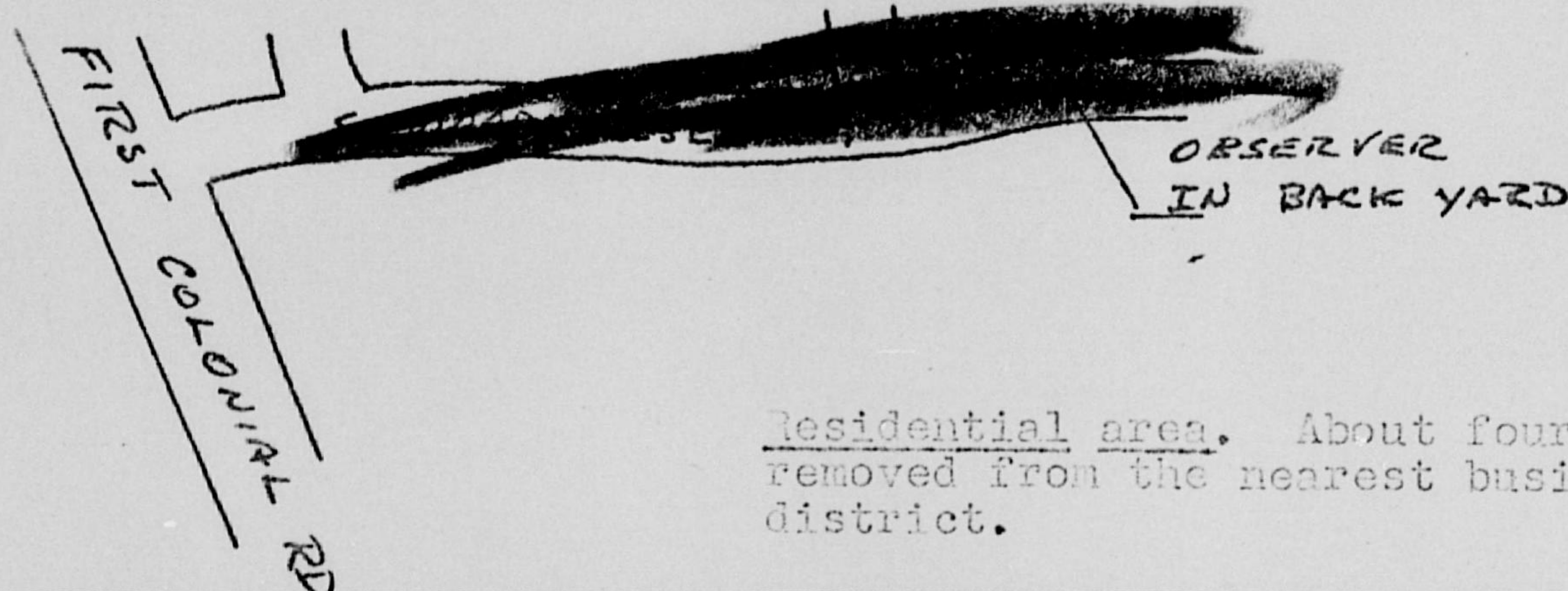
3. WHAT TIME DID YOU LAST SIGHT THE PHENOMENON?

HOUR 10 MINUTES 00 ☐ A.M. ☒ P.M.

4. TIME ZONE

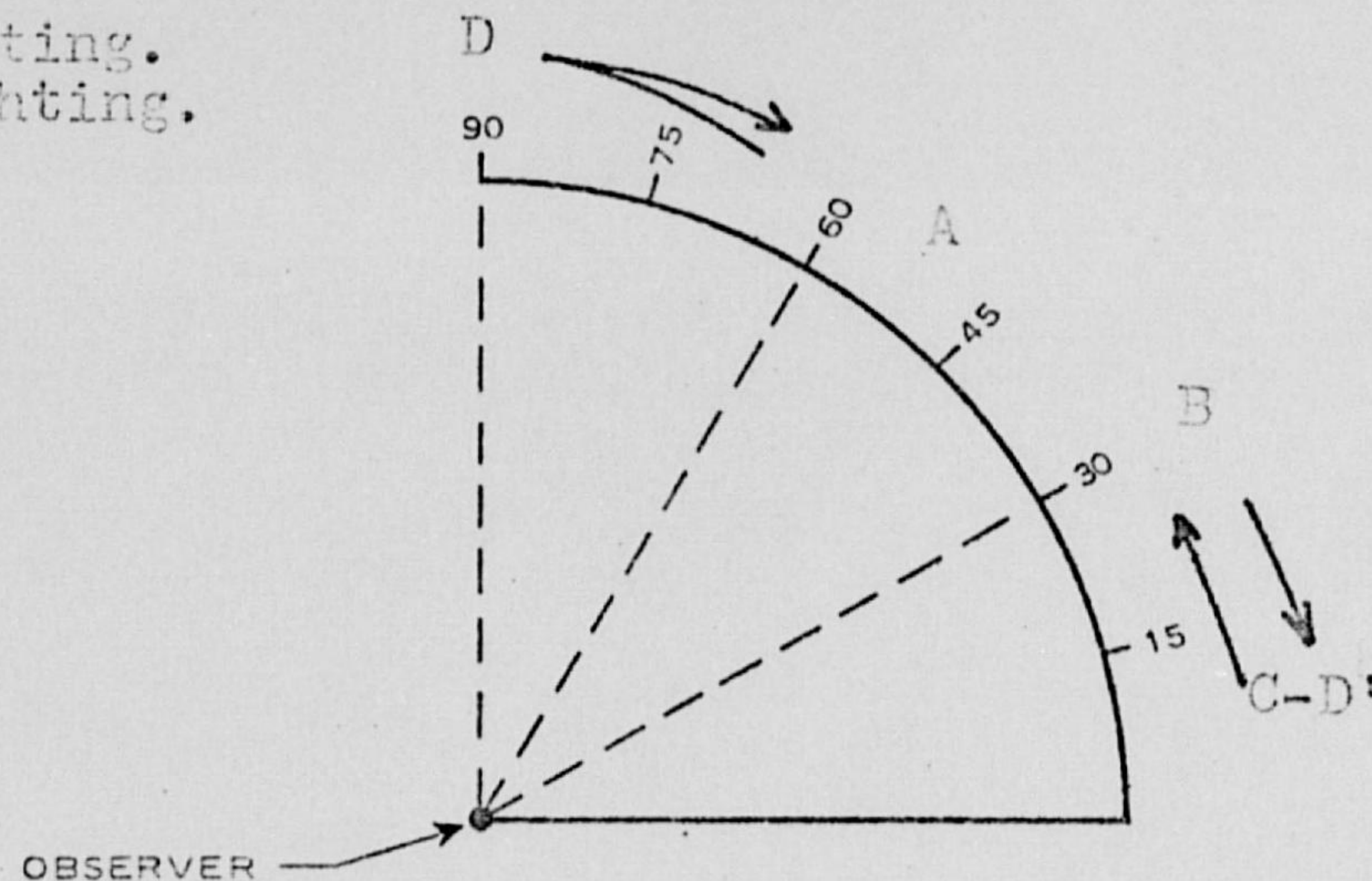
☐ DAYLIGHT SAVINGS☒ STANDARD☒ EASTERN☐ CENTRAL☐ MOUNTAIN☐ PACIFIC☐ OTHER

5. WHERE WERE YOU WHEN YOU SAW THE PHENOMENON? IF IN CITY, GIVE THE NEAREST STREET ADDRESS AND INDICATE ON A HAND DRAWN MAP WHERE YOU WERE STANDING WITH REFERENCE TO THE ADDRESS. IF IN THE COUNTRY, IDENTIFY THE HIGHWAY YOU WERE ON OR NEAR AND TRY TO FIX A DISTANCE AND DIRECTION FROM SOME RECOGNIZABLE LANDMARK.



6. IMAGINE YOU ARE AT THE POINT SHOWN IN THE SKETCH, PLACE AN "A" ON THE CURVED LINE TO SHOW HOW HIGH THE PHENOMENON WAS ABOVE THE HORIZON, OR SKYLINE, WHEN FIRST SEEN. PLACE A "B" ON THE SAME CURVED LINE TO SHOW HOW HIGH ABOVE THE HORIZON THE PHENOMENON WAS WHEN LAST SEEN.

A-B First sighting.  
C-D Second sighting.

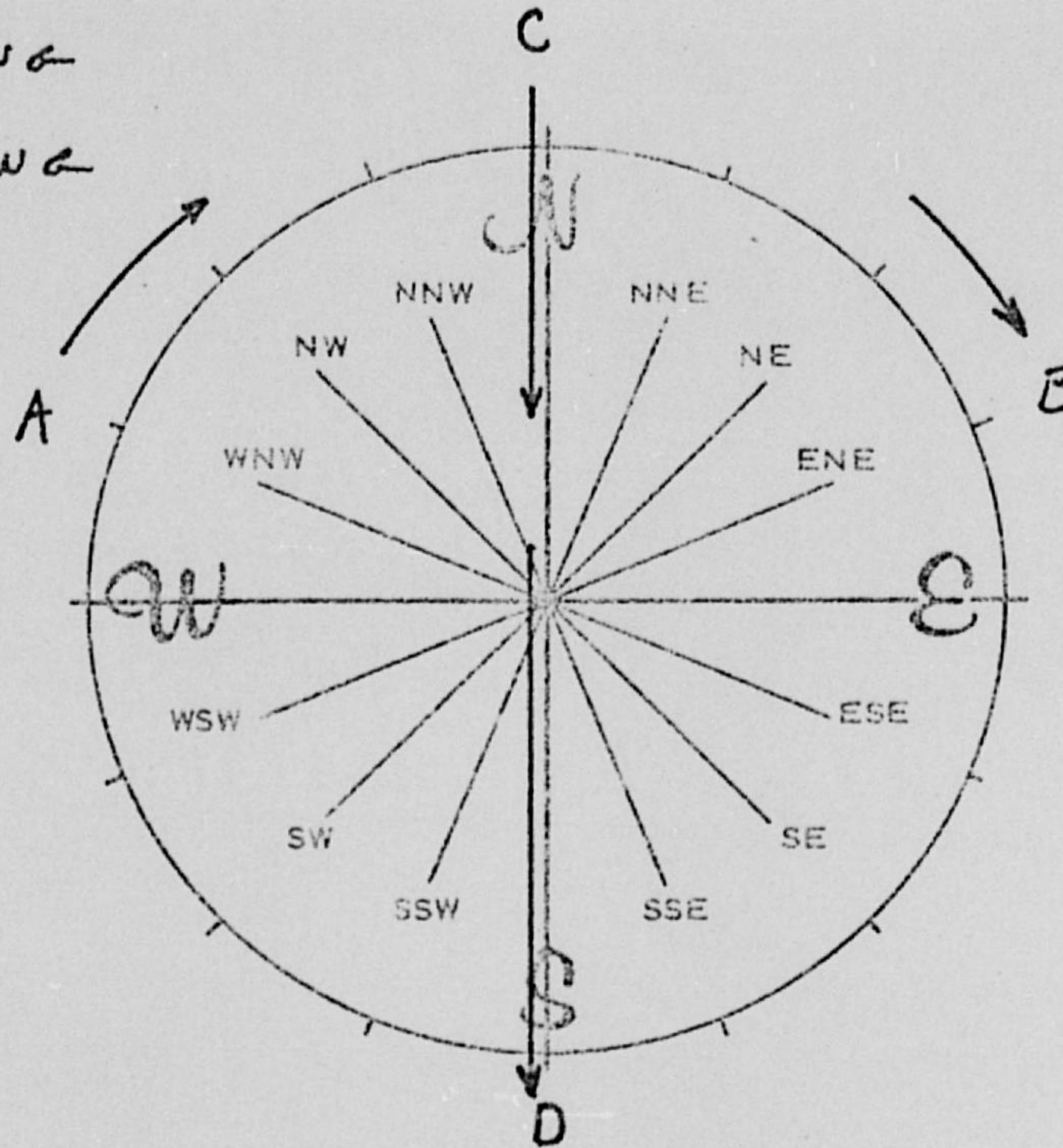




6A. NOW IMAGINE YOU ARE AT THE CENTER OF THE COMPASS ROSE. PLACE AN "A" ON THE COMPASS TO INDICATE THE DIRECTION TO THE PHENOMENON WHEN FIRST SEEN. PLACE A "B" ON THE COMPASS TO INDICATE THE DIRECTION TO THE PHENOMENON WHEN LAST SEEN.

A-B = 1<sup>ST</sup> SIGHTING

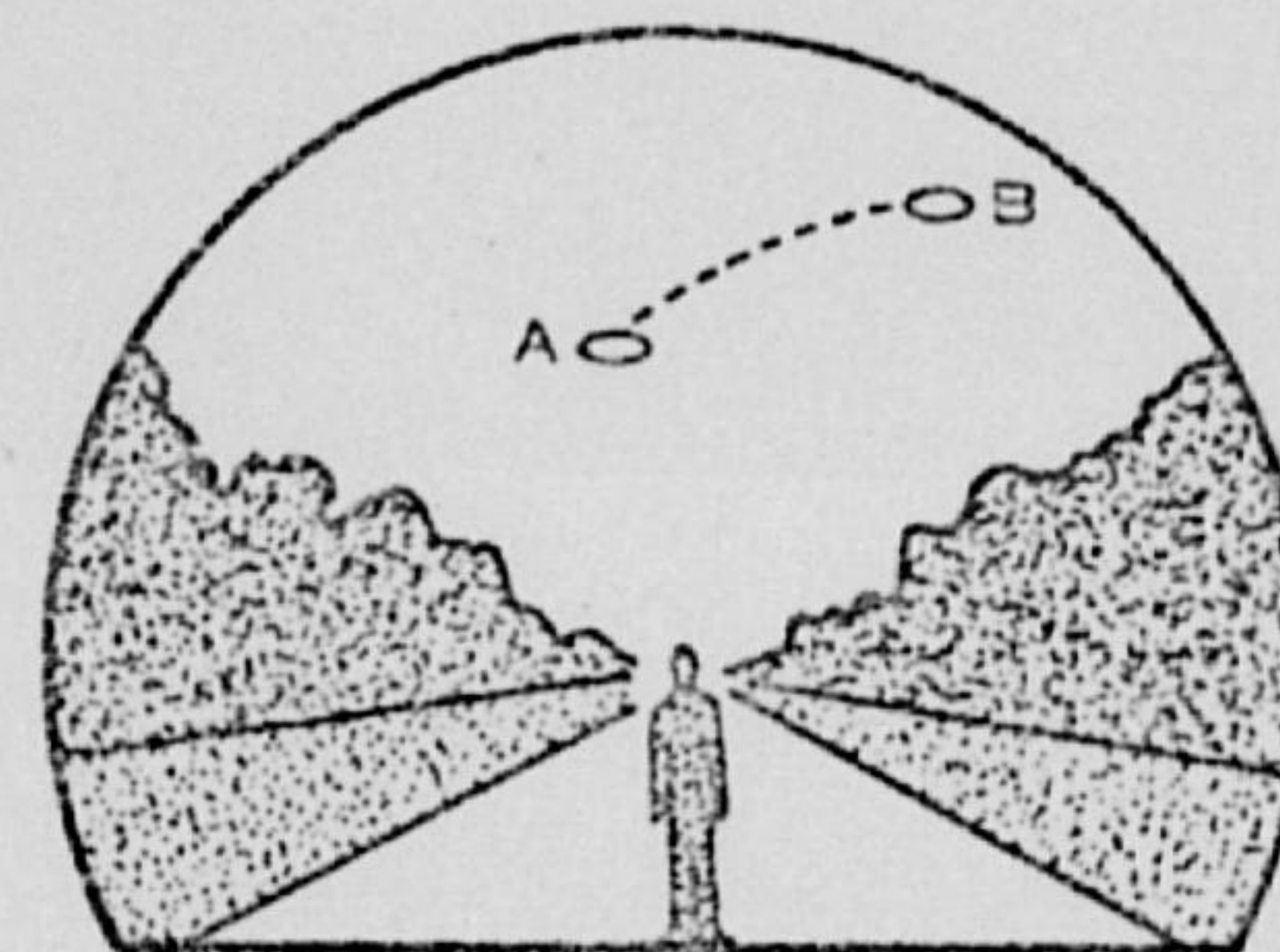
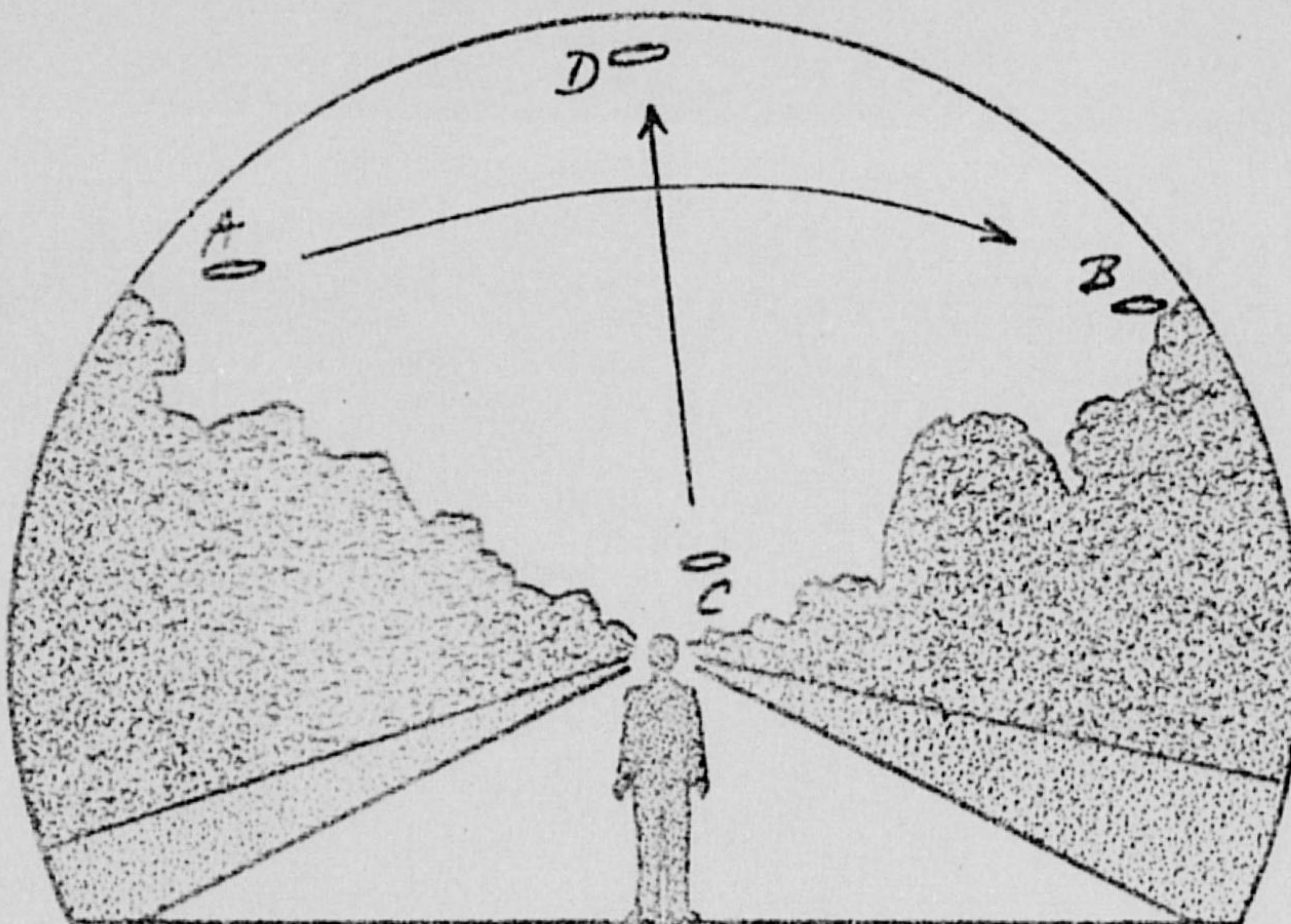
C-D = 2<sup>ND</sup> SIGHTING



7. IN THE SKETCH BELOW, PLACE AN "A" AT THE POSITION OF THE PHENOMENON WHEN FIRST SEEN, AND A "B" AT THE POSITION OF THE PHENOMENON WHEN LAST SEEN. CONNECT THE "A" AND "B" WITH A LINE TO APPROXIMATE THE MOVEMENT OF THE PHENOMENON BETWEEN "A" AND "B". THAT IS, SCHEMATICALLY SHOW WHETHER THE MOVEMENT APPEARED TO BE STRAIGHT, CURVED OR ZIG-ZAG. REFER TO SMALLER SKETCH AS AN EXAMPLE OF HOW TO COMPLETE THE LARGER SKETCH.

A-B = FIRST SIGHTING

C-D = SECOND SIGHTING





8. WHERE WERE YOU WHEN YOU SAW THE PHENOMENON? (Check appropriate blocks.)			
<input checked="" type="checkbox"/>	OUTDOORS		IN BUSINESS SECTION OF CITY
	IN BUILDING		IN RESIDENTIAL SECTION OF CITY
	IN CAR <input type="checkbox"/> AS DRIVER <input type="checkbox"/> AS PASSENGER		IN OPEN COUNTRYSIDE
	IN BOAT		NEAR AIRFIELD
	IN AIRPLANE <input type="checkbox"/> AS PILOT <input type="checkbox"/> AS PASSENGER		FLYING OVER CITY
	OTHER		FLYING OVER OPEN COUNTRY
			OTHER <u>Open country with houses</u>
A. IF YOU WERE IN A VEHICLE, COMPLETE THE FOLLOWING:			
WHAT DIRECTION WERE YOU MOVING?		HOW FAST WERE YOU MOVING?	
NORTH		EAST	DID YOU STOP ANYTIME WHILE OBSERVING THE PHENOMENON?  <input type="checkbox"/> YES <input type="checkbox"/> NO
SOUTH		WEST	
NORTHEAST		SOUTHEAST	
NORTHWEST		SOUTHWEST	
EXPLAIN WHETHER SUCH MOVEMENT AFFECTS YOUR SKETCHES IN ITEMS 5 AND 6.			
DESCRIBE TYPE OF VEHICLE YOU WERE IN AND TYPE OF ROAD, TERRAIN OR BODY OF WATER YOU TRAVERSED DURING THE SIGHTING. STATE WHETHER WINDOWS OR CONVERTIBLE TOP WERE UP OR DOWN.			
HOW MUCH OTHER TRAFFIC WAS THERE?			
DID YOU NOTICE ANY AIRPLANES? <input type="checkbox"/> YES <input checked="" type="checkbox"/> NO. IF "YES," DESCRIBE WHEN THEY WERE IN SIGHT RELATIVE TO THE TIME OF SIGHTING THE PHENOMENON AND WHERE THEY WERE IN THE SKY RELATIVE TO THE POSITION OF THE PHENOMENON.			
9. HOW LONG WAS THE PHENOMENON IN SIGHT?			
LENGTH OF TIME		CERTAIN OF TIME	NOT VERY SURE
About three minutes.		<input checked="" type="checkbox"/> FAIRLY CERTAIN	JUST A GUESS
HOW WAS TIME DETERMINED? <u>There was enough time for me to go into the house for a camera.</u>			
WAS THE PHENOMENON IN SIGHT CONTINUOUSLY? <input checked="" type="checkbox"/> YES <input type="checkbox"/> NO. IF "NO," INDICATE WHETHER THIS IS DUE TO YOUR MOVEMENT OR THE BEHAVIOR OF THE PHENOMENON, AND DESCRIBE SUCH MOVEMENT OR BEHAVIOR. INDICATE DISAPPEARANCES ON PREVIOUS SKETCHES.			



10. IF THERE WERE MORE THAN ONE PHENOMENON, HOW MANY WERE THERE? DRAW A PICTURE TO SHOW HOW THEY WERE ARRANGED. DID THIS ARRANGEMENT CHANGE DURING THE SIGHTING?

There was only one vehicle sighted at 7:30 p.m.

A similar vehicle was sighted at 10:00 p.m.

11. CONDITIONS (Check appropriate blocks.)

A. SKY		B. WEATHER			
	DAY		CUMULUS CLOUDS ( <i>Low fluffy</i> )		FOG OR MIST
	TWILIGHT		CIRRUS CLOUDS ( <i>High fleecy or Herring-bone</i> )		HEAVY RAIN
X	NIGHT				LIGHT RAIN OR DRIZZLE
X	CLEAR		NIMBUS CLOUDS ( <i>Rain</i> )		HAIL
	PARTLY CLOUDY		CUMULONIMBUS CLOUDS ( <i>Thunderstorms</i> )		SNOW OR SLEET
	COMPLETELY OVERCAST				UNKNOWN
			HAZE OR SMOG		NONE OF THE ABOVE

C. IF THE SIGHTING WAS AT TWILIGHT OR NIGHT, WHAT DID YOU NOTICE ABOUT THE STARS AND MOON?

(1) STARS		(2) MOON		
	NONE		BRIGHT MOONLIGHT	<input checked="" type="checkbox"/> NO MOONLIGHT
	A FEW		MOON WITH HALO	<input type="checkbox"/> UNKNOWN
<input checked="" type="checkbox"/>	MANY		MOON HIDDEN BY CLOUDS	
	UNKNOWN		PARTIAL (New or quarter)	

D. IF SIGHTING WAS IN DAYLIGHT, WAS THE SUN VISIBLE? ☐ YES ☐ NO. IF "YES," WHERE WAS THE SUN AS YOU FACED THE PHENOMENON?

<input type="checkbox"/>	IN FRONT OF YOU	<input type="checkbox"/>	TO YOUR RIGHT	<input type="checkbox"/>	OVERHEAD (Near noon)
<input type="checkbox"/>	IN BACK OF YOU	<input type="checkbox"/>	TO YOUR LEFT	<input type="checkbox"/>	UNKNOWN

E. SPECIFY THE MAJOR SOURCE OF ILLUMINATION PRESENT DURING THE SIGHTING, SUCH AS THE SUN, HEADLIGHTS OR STREET LAMP, ETC. FOR TERRESTRIAL ILLUMINATION, SPECIFY DISTANCE TO LIGHT SOURCE.

There were no major sources of light. The craft generated its own external illumination.

12. GIVE A BRIEF DESCRIPTION OF THE PHENOMENON, INDICATING WHETHER IT APPEARED DARK OR LIGHT, WHETHER IT REFLECTED LIGHT OR WAS SELF-LUMINOUS AND WHAT COLORS YOU NOTICED. DESCRIBE YOUR IMPRESSION OF WHETHER IT WAS SOLID OR TRANSPARENT, WHETHER EDGES WERE SHARP OR FUZZY. DESCRIBE THE SHAPE OR INDICATE IF IT APPEARED AS A POINT OF LIGHT. INDICATE COMPARISONS WITH OTHER OBSERVED OBJECTS, LIKE STARS, A LIGHT OR OTHER OBJECT IN YOUR FIELD OF VIEW.

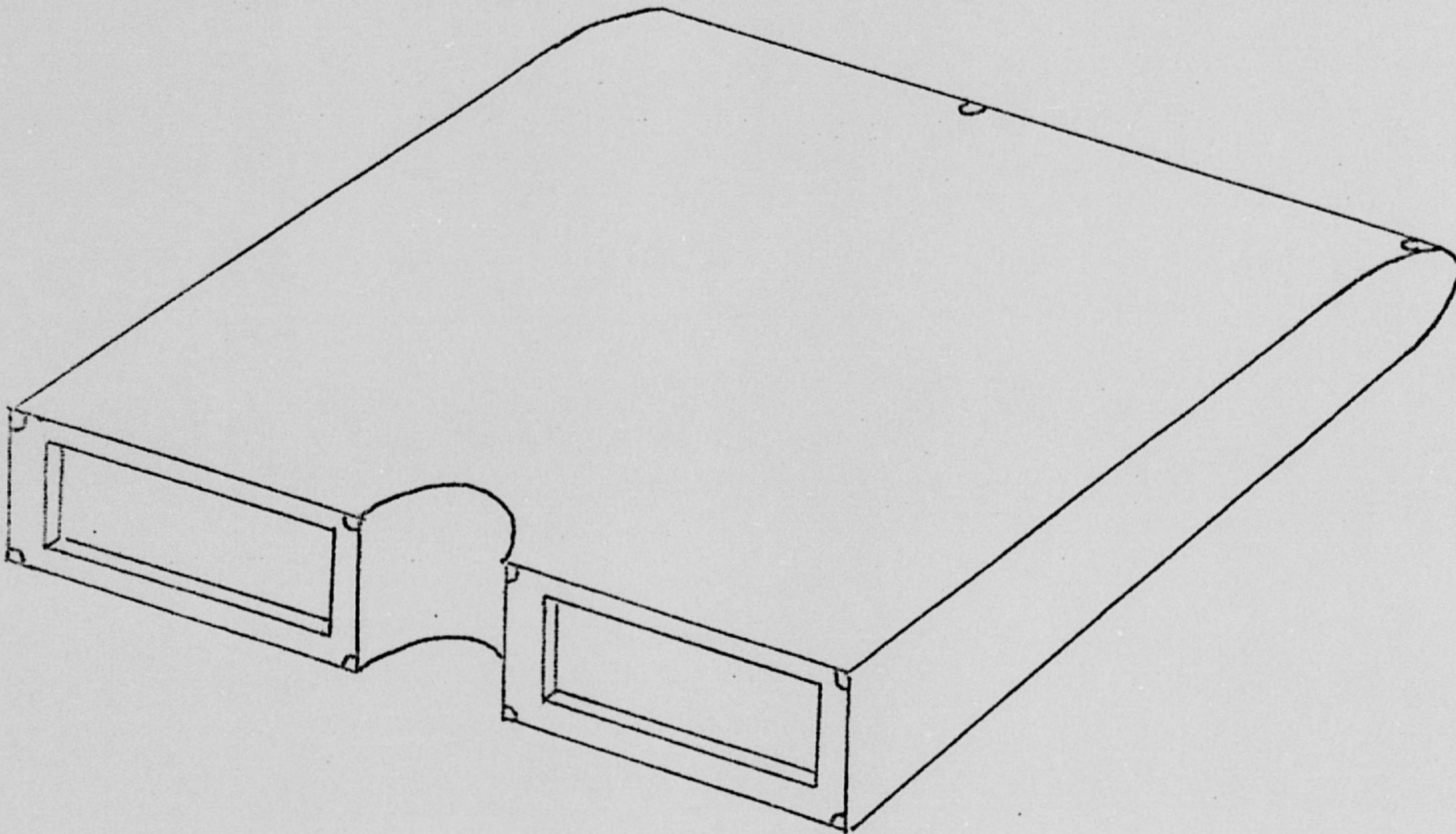
- A. It appeared light.
- B. Corners and edges appeared to be sharp.
- C. Self illumination.
- D. Large.
- E. Light colors: (1) Individual red lights.  
(2) Purple colored panels which changed to olive green.



13.	DID THE PHENOMENON	YES	NO	UNKNOWN
	MOVE IN A STRAIGHT LINE?		X	
	STAND STILL AT ANYTIME?		X	
	SUDDENLY SPEED UP AND RUN AWAY?		X	
	BREAK UP IN PARTS AND EXPLODE?		X	
	CHANGE COLOR?	X		
	GIVE OFF SMOKE?		X	
	CHANGE BRIGHTNESS?		X	
	CHANGE SHAPE?		X	
	FLASH OR FLICKER?		X	
	DISAPPEAR AND REAPPEAR?		X	
	SPIN LIKE A TOP?		X	
	MAKE A NOISE? During the second time.	X		
	FLUTTER OR WOBBLE?		X	
14. WHAT DREW YOUR ATTENTION TO THE PHENOMENON?				
<p>I was observing the position of the planet Venus when the craft crossed my view. I was also curious about its unusual design.</p>				
A. HOW DID IT FINALLY DISAPPEAR?				
<p>By gradually moving away, as indicated on page 2.</p>				
B. DID THE PHENOMENON MOVE BEHIND OR IN FRONT OF SOMETHING, LIKE A CLOUD, TREE, OR BUILDING AT ANY TIME?				
<input type="checkbox"/> YES <input checked="" type="checkbox"/> NO. IF "YES," DESCRIBE.				



15. DRAW A PICTURE THAT WILL SHOW THE SHAPE OF THE PHENOMENON. INCLUDE AND LABEL ANY DETAILS THAT MIGHT HAVE APPEARED AS WINGS OR PROTRUSIONS, AND INDICATE EXHAUST OR VAPOR TRAILS. INDICATE BY AN ARROW THE DIRECTION THE PHENOMENON WAS MOVING.



16. WHAT WAS THE ANGULAR SIZE? HOLD A MATCH AT ARM'S LENGTH IN FRONT OF A KNOWN OBJECT, SUCH AS A STREET LAMP OR THE MOON. NOTE HOW MUCH OF THE OBJECT IS COVERED BY THE HEAD OF THE MATCH. NOW IF YOU HAD BEEN ABLE TO PERFORM THIS EXPERIMENT AT THE TIME OF THE SIGHTING, ESTIMATE WHAT FRACTION OF THE PHENOMENON WOULD HAVE BEEN COVERED BY THE MATCH HEAD.

The match head would have covered about one eighth of the craft.



17. DID YOU OBSERVE THE PHENOMENON THROUGH ANY OF THE FOLLOWING? INCLUDE INFORMATION ON MODEL, TYPE, FILTER, LENS PRESCRIPTION OR OTHER APPLICABLE DATA.			
<input checked="" type="checkbox"/>	EYEGLASSES		CAMERA VIEWER
	SUNGLASSES		BINOCULARS
	WINDSHIELD		TELESCOPE
	SIDE WINDOW OF VEHICLE		THEODOLITE
	WINDOWPANE		OTHER
A. DO YOU ORDINARILY WEAR GLASSES? <input type="checkbox"/> YES <input type="checkbox"/> NO		B. DO YOU USE READING GLASSES? <input type="checkbox"/> YES <input checked="" type="checkbox"/> NO	
18. WHAT WAS YOUR IMPRESSION OF THE SPEED OF THE PHENOMENON? GIVE ESTIMATE OF SPEED _____		19. WHAT WAS YOUR IMPRESSION OF THE DISTANCE OF THE PHENOMENON? GIVE ESTIMATE OF DISTANCE <u>800 to 1000</u> feet.	
20. IN ORDER THAT WE MAY OBTAIN AS CLEAR A PICTURE AS POSSIBLE OF WHAT YOU SAW, DESCRIBE IN YOUR OWN WORDS A COMMON OBJECT OR OBJECTS WHICH, WHEN PLACED IN THE SKY, SIMILAR TO WHERE YOU NOTED THE PHENOMENON, WOULD BEAR SOME RESEMBLANCE TO WHAT YOU SAW. DESCRIBE SIMILARITIES AND DIFFERENCES BETWEEN THE COMMON OBJECT AND WHAT YOU SAW.			
A broom with the handle cut off. See page six.			
21. DID YOU NOTICE ANY ODOR, NOISE, OR HEAT EMANATING FROM THE PHENOMENON OR ANY EFFECT ON YOURSELF, ANIMALS OR MACHINERY IN THE VICINITY? <input type="checkbox"/> YES <input checked="" type="checkbox"/> NO. IF "YES," DESCRIBE.			
A. DID THE PHENOMENON DISTURB THE GROUND OR LEAVE ANY PHYSICAL EVIDENCE. <input type="checkbox"/> YES <input checked="" type="checkbox"/> NO. IF "YES," DESCRIBE.			



22. HAVE YOU EVER SEEN THIS OR A SIMILAR PHENOMENON BEFORE? ☐ YES ☒ NO. IF "YES," GIVE DATE AND LOCATION.

23. WAS ANYONE WITH YOU AT THE TIME YOU SAW THE PHENOMENON? ☐ YES ☒ NO. IF "YES," DID THEY SEE IT TOO?  
☐ YES ☐ NO.

A. LIST THEIR NAMES AND ADDRESSES

24. GIVE THE FOLLOWING INFORMATION ABOUT YOURSELF

LAST NAME, FIRST NAME, MIDDLE NAME

ADDRESS (Street, City, State and Zip Code)

[REDACTED] Beach, Virginia, 23454

TELEPHONE (Area code and number)

AGE

15

☒

MALE

☐ FEMALE

INDICATE ADDITIONAL INFORMATION INCLUDING OCCUPATION AND ANY EXPERIENCE WHICH MAY BE PERTINENT.

I am a student at First Colonial High School.  
 I am a member of an Aero-Space Club and have made field trips  
 to Air Bases and have observed aircraft and helicopters on  
 numerous occasions.

5/2/69

6/2/69

25. WHEN AND TO WHOM DID YOU REPORT THAT YOU HAD SIGHTED THIS PHENOMENON?

Norfolk, Va. Air Traffic Control. Naval Air Station, Oceana, Va.  
 NAME Mr. R. E. Hoskins DAY 6/2/69 MONTH 6 YEAR 69

26. DATE YOU COMPLETED THIS QUESTIONNAIRE.

DAY 21

MONTH 2

YEAR 69



5 Feb 69

DEPARTMENT OF THE AIR FORCE  
HEADQUARTERS FOREIGN TECHNOLOGY DIVISION (AFSC)  
WRIGHT-PATTERSON AIR FORCE BASE, OHIO 45433



REPLY TO  
ATTN OF: TDPT (UFO)

18 FEB 1969

SUBJECT: UFO Observation, 5 Feb 1969

TO: [REDACTED] Road  
[REDACTED] Virginia 23454

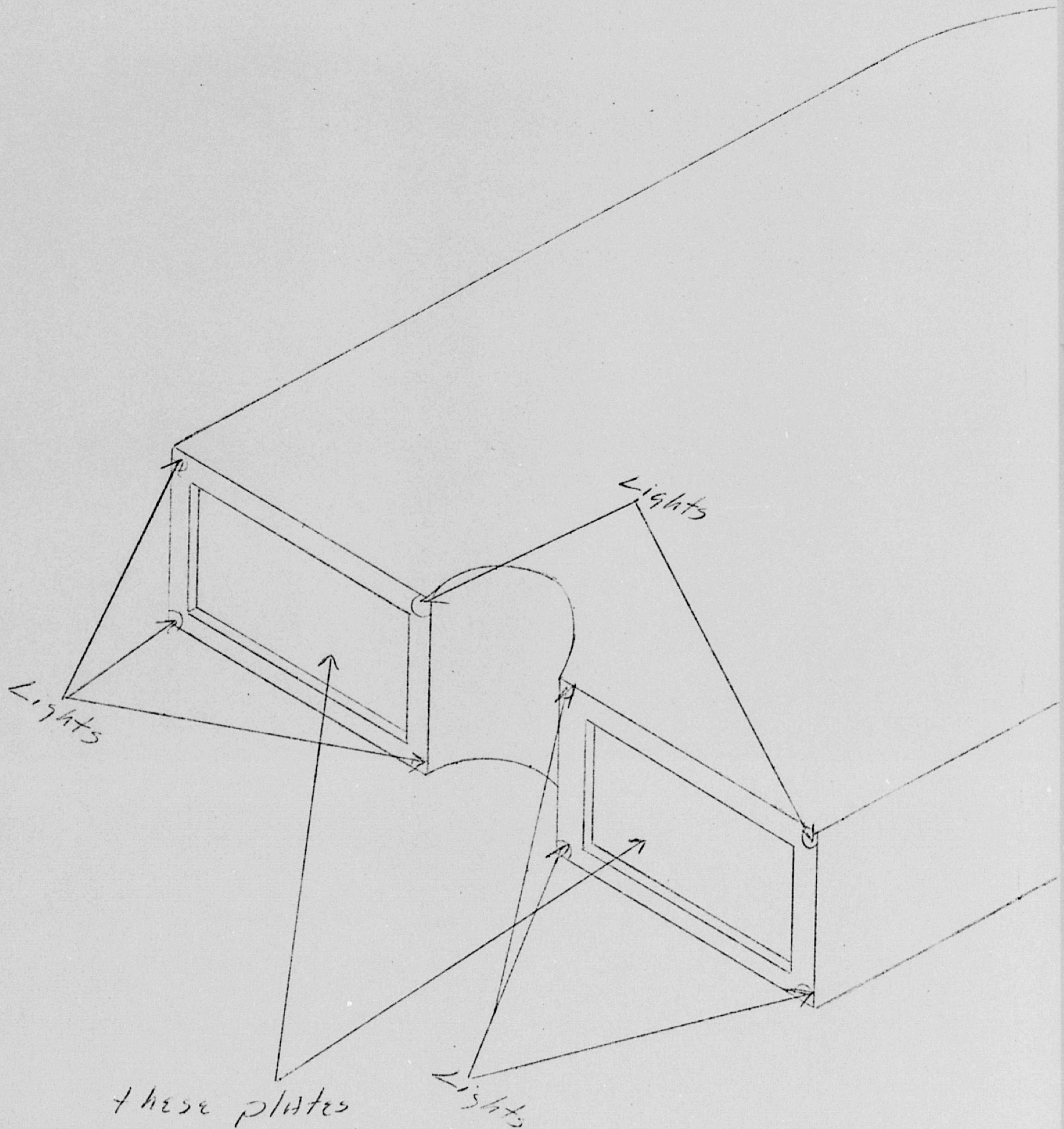
Reference your UFO observation of 5 Feb 1969. The information that we received is insufficient for a scientific analysis. Request you complete an AF Form 117 on your 5 Feb 1969 sighting. Also complete the photo-data sheet and submit your original negative print.

*Carmon L. Marano*

CARMON L. MARANO, 1st Lt, USAF  
Acting Chief, Aerial Phenomena Branch  
Aerospace Technologies Division  
Production Directorate

2 Atch  
1. AF Form 117  
2. Photo-Data Sheet





these plates  
WERE OLIVE GREEN -  
CHANGED TO LIGHT PURPLE







[REDACTED]  
[REDACTED] Road  
[REDACTED] Virginia 23454  
Foreign Technology Division  
A. F. Systems Coordination  
Wright Patterson, A.F.B.  
Dayton, Ohio

Dear Sir:

I would like to report a sighting  
of a UFO on Feb. 5 1969. I saw this  
object when I was out in my backyard.  
It was in the ~~low~~ West when I first saw  
it and ~~the~~ the east.

Subject: UFO

DATE 2/6/69

Drawing: enclosed

apparent speed: slower than  
an airplane at that height,  
seemed to float along  
Height above ground - first sighting  
3 to 4 hundred feet second sighting  
75 to 125 feet

Direction of flight west to east  
time of sightings first 7:30 pm  
second 10:00 pm. (same site)  
external lights - red except for  
some plates on the back of  
the craft they seemed to be  
purple (light) then turn to  
a olive green.

color of craft - white or tan.

sound - none



~~\_\_\_\_\_~~  
~~\_\_\_\_\_~~  
When first sighted I was not able  
to see the features ~~to~~ I described,  
then as it moved to another position  
the features became quite apparent.  
I am positive that it was not  
an airplane or a helicopter because  
I am quite familiar with both. I  
have been to air bases to observe  
planes and I am quite familiar with  
the ones in my area. Also I am a  
member of an aeronautics club  
and could tell by the engine  
sound what kind of ~~an~~ engine it  
had, this craft had no sound, except  
when I saw it the second time.  
It was lower and when it climbed  
~~there~~ there was a loud sound similar  
to a helicopter but when it level off  
the sound ~~for~~ stopped. Also I saw  
the craft and it was definitely not  
a helicopter.

After my second sighting I called air  
traffic control in Norfolk but they  
said the radar had picked up nothing  
at that level at the times I told  
them. My Club sponsor Mr. ~~\_\_\_\_\_~~  
a test pilot during the war  
said that to his knowledge we  
have no craft as I described.



~~\_\_\_\_\_~~  
~~\_\_\_\_\_~~ use Road  
~~\_\_\_\_\_~~ 23454

He also got me your address.  
I told the traffic control that  
I have taken pictures of this craft  
and they said to bring them in to  
show them and send them to  
you for examining. When and  
if they turn out I will send  
you copies.

Yours

address

~~\_\_\_\_\_~~  
~~\_\_\_\_\_~~  
~~\_\_\_\_\_~~ House Rd  
~~\_\_\_\_\_~~  
~~\_\_\_\_\_~~  
City 23454



February 4, 1969

Head Man In Control Tower  
Standiford Field Airport  
Louisville, Kentucky 40200


Dear Sir:

Tonight at about 7:02 or 7:03 I would like to know if you picked up anything strange on your radar. If you did or didn't, I would like to report a disc-shaped about 55 feet in diameter and about 600 feet high. When I first saw it I thought it was a plane on fire because at the front of it there was a light brighter than the Evening Star itself. After I saw it I noticed a jet flying much higher, the thing seemed to move toward the jet and then veer away from the jet. It was moving from west to east at about 500 mph. It had four lights on it; the light that I first mentioned and a light on each of the sides.

I would like to have an answer from you as soon as possible. There is a drawing of what I saw along with this letter. Please answer as soon as possible.


Sincerely,

Wade Bell



FEB 06 AM.







At the angle I was looking at  
it would have been rounder if  
you would have been right  
under it.