PROJECT 10073 RECORD

1. DATE - TIME GROUP 2 May 69 02/2215 03/0215Z	2. LOCATION NE of Dayton, Ohio
3. SOURCE Civilian	10. CONCLUSION Other (SATELLITE DECAY)
4. NUMBER OF OBJECTS One	Identified as debris from Explorer 34.
5. LENGTH OF OBSERVATION 30 - 40 Seconds	11. BRIEF SUMMARY AND ANALYSIS The observer was flying at 35,000 ft approx 65 NM northeast of Dayton, Ohio when he sighted what he thought was a satellite decay.
6. TYPE OF OBSERVATION Air-Visual	
7. COURSE Seen in SW	
8. PHOTOS ☐ Yes XX No	
9. PHYSICAL EVIDENCE ☐ Yes XX No	

FORM
FTD SEP 63 0-329 (TDE) Previous editions of this form may be used.

VFON VOLUNTEER FLIGHT OFFICER NETWORK

DIRECTOR: HERBERT E. ROTH

FIELD OFFICE:
STAPLETON INTERNATIONAL AIRPORT
DENVER, COLORADO, 80207, U.S.A.
% UNITED AIRLINES, FLIGHT TRAINING CENTER
TELEPHONE (303) 398-5727

July 22, 1969

Hector Quintanilla, Jr., Lt Colonel, USAF
Chief, Aerial Phenomena Office
Aerospace Technologies Division
Production Directorate
Wright-Patterson Air Force Base
Ohio 45433

Dear Col. Quintanilla:

Thank you for your letter of June 26th and for the attached information relating to VFON report #1735.

In placing both reports (yours and #1735) together on the map it appears both pilots saw the same object. If not, it was certainly quite a coincidence.

If I should happen to get any further word on this report(#1735) I will be certain to get in touch with you.

Sincerely yours,

H E Roth

H.E. Roth, Project Director
Volunteer Flight Officer Network

HER:das

AFFILIATED WITH: SMITHSONIAN INSTITUTION ASTROPHYSICAL OBSERVATORY

TDPT (UFO)/Lt Carmon L. Marano 26 JUN 1969

Possible Identification of Smithsonian Report Nr 1735

Mr. Herb Roth
Smithsonian Moonwatch Team Director
c/o United Airlines Flight Training Center
Stapleton International Airport
Denver, Colorado 80207

Reference your report nr. 1735, latitude 34° 27' North, longitude 85° 52' West for 3 May 1967 from Ernest G. Cooper. Attached is a sighting that we received for 2 May 1969 at 2215 EDT (3/0215Z) from the co-pilot of a B-52. It was our conclusion that the co-pilot of the B-52 had seen the decay of some satellite debris, probably from 1967-51A (Explorer 34). It seems quite possible that this is what Captain Cooper also saw, but he appears to have made an error in computing the Greenwich Mean Time.

HECTOR QUINTANILLA, Jr, Lt Colonel, USAF
Chief, Aerial Phenomena Office
Aerospace Technologies Division
Production Directorate

1 Atch
2 May 69 Sighting

TDPT (UFO) Official File Copy

12 MAY 1969

TDPT (UFO)

Satellite Debris Decay of 2 May 69

Mr [redacted]
Fairborn, Ohio 45324

Reference your sighting of satellite decay on 2 May 69. The stimulus for your sighting has been identified as debris from the satellite Explorer 34. Thank you for reporting your sighting to this office.

HECTOR QUINTANILLA, Jr, Lt Col, USAF
Chief, Aerial Phenomena Branch
Aerospace Technologies Division
Production Directorate

TDPT (UFO) Hyperchiller

12 May 1969

MEMO FOR RECORD

SUBJECT: Satellite Debris Decay of 2 May 69

Called SDC and talked to Lt. Belendi. The only decay on 3 May 69 was at 0130Z. It was the payload of 1967-51A; IMP-4; SDC #2817. (Explorer 34 satellite)

Lt. WADE
BEDG 4017

Duty Officer Rpt

SIGHTING OF UNIDENTIFIED PHENOMENA QUESTIONNAIRE

BUDGET BUREAU APPROVAL NUMBER 21-R233

THIS QUESTIONNAIRE HAS BEEN PREPARED SO THAT YOU CAN GIVE THE U.S. AIR FORCE AS MUCH INFORMATION AS POSSIBLE CONCERNING THE UNIDENTIFIED PHENOMENON THAT YOU HAVE OBSERVED. PLEASE TRY TO ANSWER ALL OF THE QUESTIONS. THE INFORMATION YOU GIVE WILL BE USED FOR RESEARCH PURPOSES. YOUR NAME WILL NOT BE USED IN CONNECTION WITH ANY OF YOUR STATEMENTS OR CONCLUSIONS WITHOUT YOUR PERMISSION. RETURN TO AIR FORCE BASE INVESTIGATOR FOR FORWARDING TO FTD (TDETR), WRIGHT-PATTERSON AFB, OHIO 45433, IAW AFR 80-17. *(IF ADDITIONAL SHEETS ARE NEEDED FOR NARRATIVE OR SKETCHES ATTACH SECURELY TO THIS FORM OR ANNOTATE WITH YOUR NAME FOR IDENTIFICATION.)*

1. WHEN DID YOU SEE THE PHENOMENON?
DAY 7 MONTH MAY YEAR 69

2. WHAT TIME DID YOU FIRST SIGHT THE PHENOMENON?
HOUR 10 MINUTES 15-30 ☐ A.M. ☒ P.M.

3. WHAT TIME DID YOU LAST SIGHT THE PHENOMENON?
observed 30 sec period HOUR 10 MINUTES 15-3 ☐ A.M. ☒ P.M.

4. TIME/ZONE ☒ DAYLIGHT SAVINGS ☐ STANDARD
☒ EASTERN ☐ CENTRAL ☐ MOUNTAIN ☐ PACIFIC ☐ OTHER

5. WHERE WERE YOU WHEN YOU SAW THE PHENOMENON? IF IN CITY, GIVE THE NEAREST STREET ADDRESS AND INDICATE ON A HAND DRAWN MAP WHERE YOU WERE STANDING WITH REFERENCE TO THE ADDRESS. IF IN THE COUNTRY, IDENTIFY THE HIGHWAY YOU WERE ON OR NEAR AND TRY TO FIX A DISTANCE AND DIRECTION FROM SOME RECOGNIZABLE LANDMARK.

NE of Dayton, Ohio approx 65 NM at 35000 feet.
US Traveling West
Vicinity
DAYTON

6. IMAGINE YOU ARE AT THE POINT SHOWN IN THE SKETCH. PLACE AN "A" ON THE CURVED LINE TO SHOW HOW HIGH THE PHENOMENON WAS ABOVE THE HORIZON, OR SKYLINE, WHEN FIRST SEEN. PLACE A "B" ON THE SAME CURVED LINE TO SHOW HOW HIGH ABOVE THE HORIZON THE PHENOMENON WAS WHEN LAST SEEN.

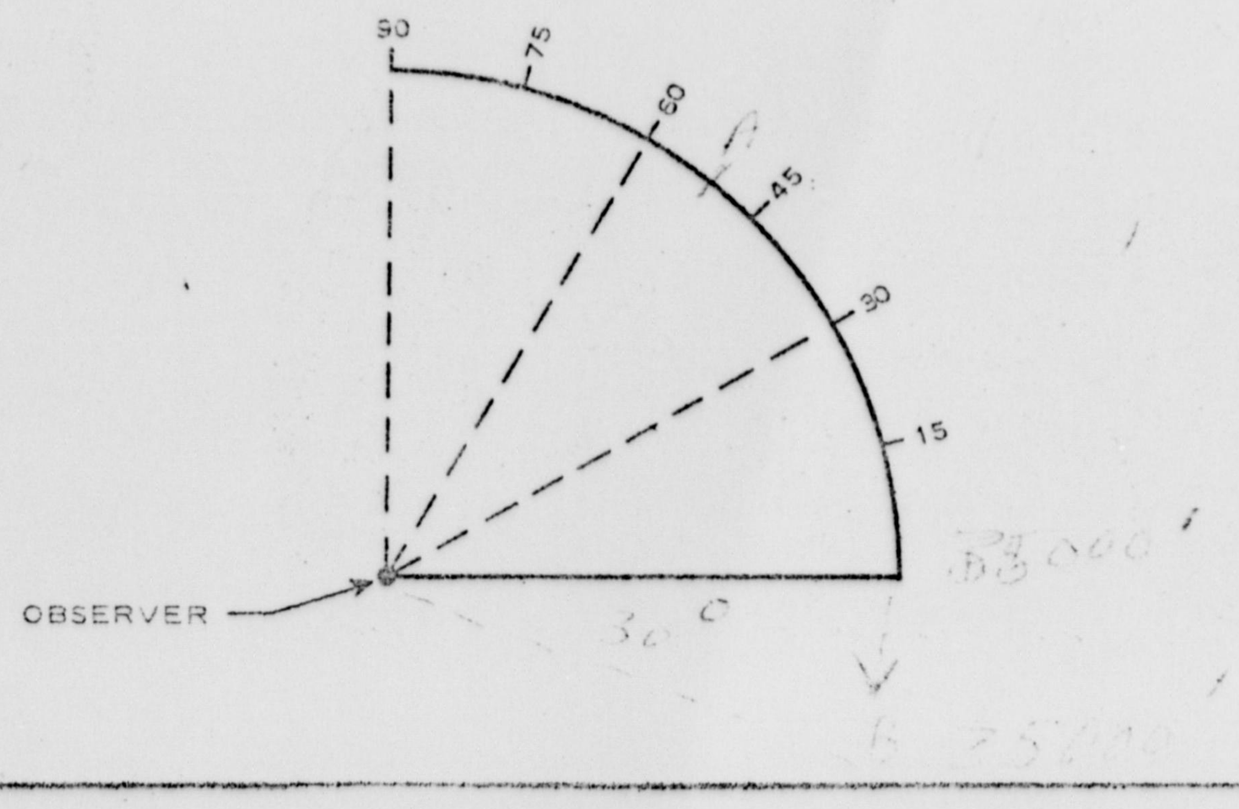

AF FORM AUG 67 117

6A. NOW IMAGINE YOU ARE AT THE CENTER OF THE COMPASS ROSE. PLACE AN "A" ON THE COMPASS TO INDICATE THE DIRECTION TO THE PHENOMENON WHEN FIRST SEEN. PLACE A "B" ON THE COMPASS TO INDICATE THE DIRECTION TO THE PHENOMENON WHEN LAST SEEN.

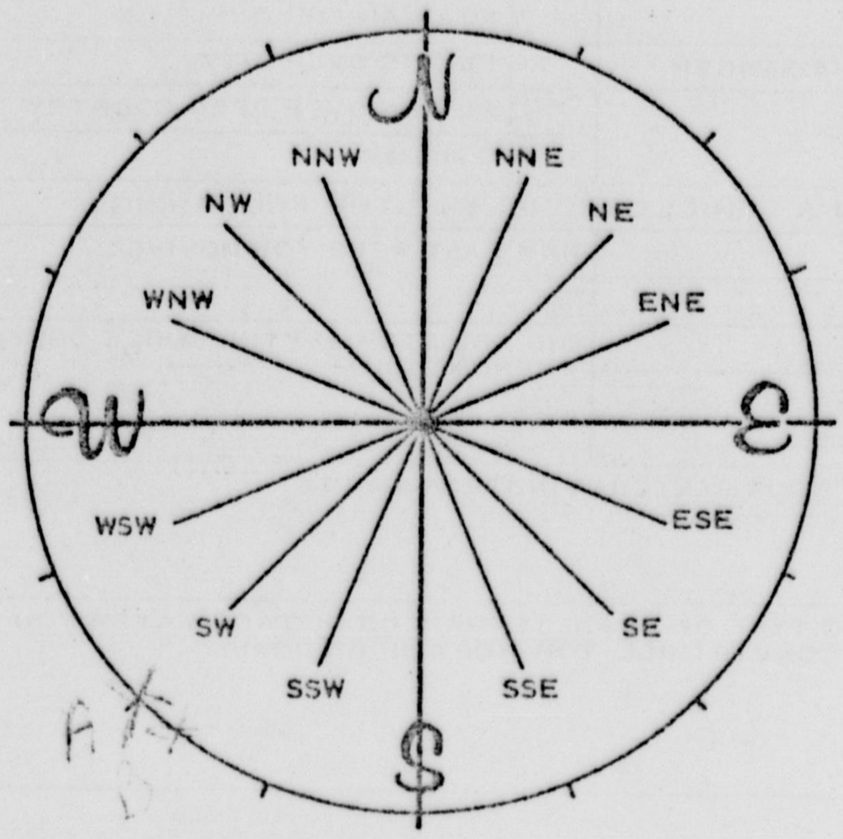

7. IN THE SKETCH BELOW, PLACE AN "A" AT THE POSITION OF THE PHENOMENON WHEN FIRST SEEN, AND A "B" AT THE POSITION OF THE PHENOMENON WHEN LAST SEEN. CONNECT THE "A" AND "B" WITH A LINE TO APPROXIMATE THE MOVEMENT OF THE PHENOMENON BETWEEN "A" AND "B". THAT IS, SCHEMATICALLY SHOW WHETHER THE MOVEMENT APPEARED TO BE STRAIGHT, CURVED OR ZIG-ZAG. REFER TO SMALLER SKETCH AS AN EXAMPLE OF HOW TO COMPLETE THE LARGER SKETCH.

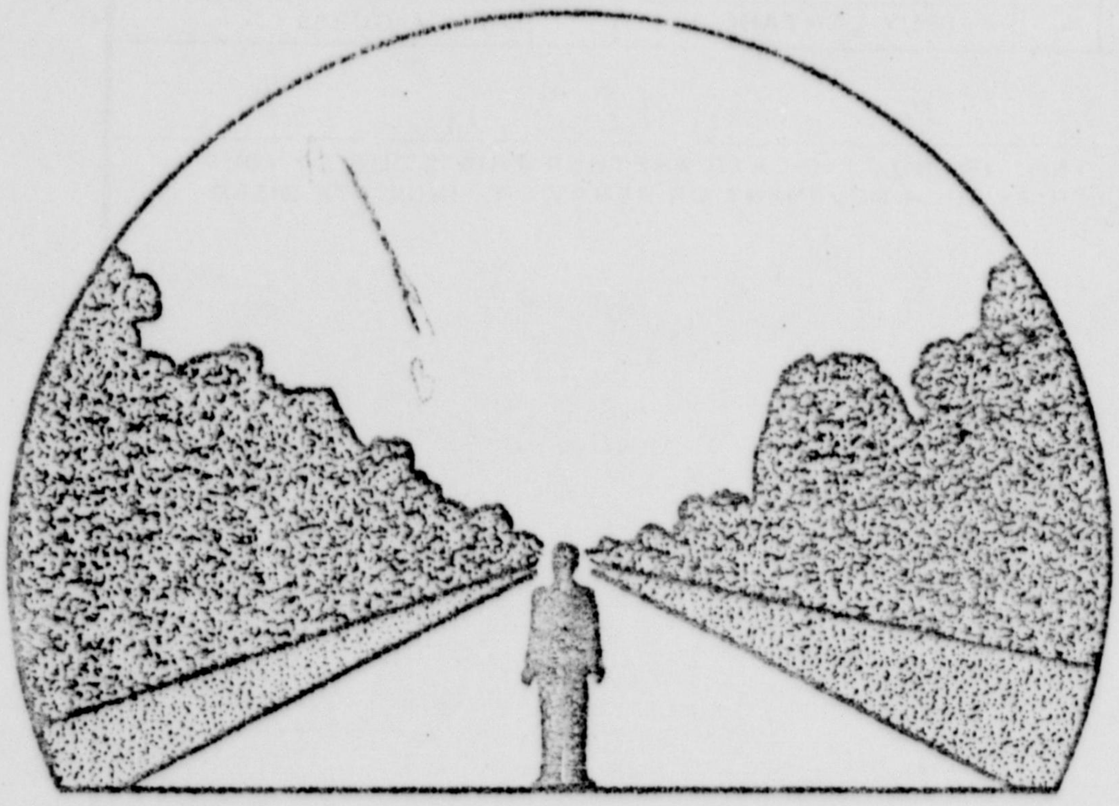

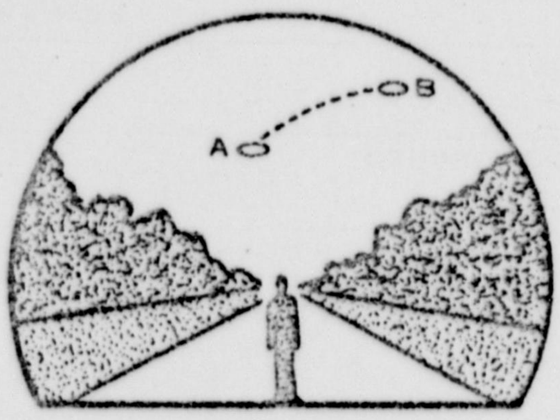

8. WHERE WERE YOU WHEN YOU SAW THE PHENOMENON? *(Check appropriate blocks.)*

	OUTDOORS		IN BUSINESS SECTION OF CITY
	IN BUILDING		IN RESIDENTIAL SECTION OF CITY
	IN CAR ☐ AS DRIVER ☐ AS PASSENGER		IN OPEN COUNTRYSIDE
	IN BOAT		NEAR AIRFIELD
X	IN AIRPLANE ☒ AS PILOT ☐ AS PASSENGER		FLYING OVER CITY
	OTHER	X	FLYING OVER OPEN COUNTRY
			OTHER

A. IF YOU WERE IN A VEHICLE, COMPLETE THE FOLLOWING:

WHAT DIRECTION WERE YOU MOVING?				HOW FAST WERE YOU MOVING?
	NORTH		EAST	444 TAS
	SOUTH	X	WEST	DID YOU STOP ANYTIME WHILE OBSERVING THE PHENOMENON?
	NORTHEAST		SOUTHEAST	
	NORTHWEST		SOUTHWEST	☐ YES ☐ NO

EXPLAIN WHETHER SUCH MOVEMENT AFFECTS YOUR SKETCHES IN ITEMS 5 AND 6.

NO

DESCRIBE TYPE OF VEHICLE YOU WERE IN AND TYPE OF ROAD, TERRAIN OR BODY OF WATER YOU TRAVERSED DURING THE SIGHTING. STATE WHETHER WINDOWS OR CONVERTIBLE TOP WERE UP OR DOWN.

B-52 H

HOW MUCH OTHER TRAFFIC WAS THERE?

N/A

DID YOU NOTICE ANY AIRPLANES? ☒ YES ☐ NO. IF "YES," DESCRIBE WHEN THEY WERE IN SIGHT RELATIVE TO THE TIME OF SIGHTING THE PHENOMENON AND WHERE THEY WERE IN THE SKY RELATIVE TO THE POSITION OF THE PHENOMENON.

Traveling S/E Jet W was watching it passed in front and slowly went out of sight

9. HOW LONG WAS THE PHENOMENON IN SIGHT?

LENGTH OF TIME				
30 - 40 sec		CERTAIN OF TIME		NOT VERY SURE
	X	FAIRLY CERTAIN		JUST A GUESS

HOW WAS TIME DETERMINED?

Mental calculation based on actions taken during

WAS THE PHENOMENON IN SIGHT CONTINUOUSLY? ☒ YES ☐ NO. IF "NO," INDICATE WHETHER THIS IS DUE TO YOUR MOVEMENT OR THE BEHAVIOR OF THE PHENOMENON, AND DESCRIBE SUCH MOVEMENT OR BEHAVIOR. INDICATE DISAPPEARANCES ON PREVIOUS SKETCHES.

10. IF THERE WERE MORE THAN ONE PHENOMENON, HOW MANY WERE THERE? DRAW A PICTURE TO SHOW HOW THEY WERE ARRANGED. DID THIS ARRANGEMENT CHANGE DURING THE SIGHTING?

11. CONDITIONS *(Check appropriate blocks.)*

A. SKY		B. WEATHER			
	DAY		CUMULUS CLOUDS *(Low fluffy)*		FOG OR MIST
	TWILIGHT		CIRRUS CLOUDS *(High fleecy or Herring-bone)*		HEAVY RAIN
X	NIGHT				LIGHT RAIN OR DRIZZLE
X	CLEAR		NIMBUS CLOUDS *(Rain)*		HAIL
	PARTLY CLOUDY		CUMULONIMBUS CLOUDS *(Thunderstorms)*		SNOW OR SLEET
	COMPLETELY OVERCAST				UNKNOWN
			HAZE OR SMOG	X	NONE OF THE ABOVE

C. IF THE SIGHTING WAS AT TWILIGHT OR NIGHT, WHAT DID YOU NOTICE ABOUT THE STARS AND MOON?

(1) STARS		(2) MOON			
	NONE	X	BRIGHT MOONLIGHT		NO MOONLIGHT
	A FEW		MOON WITH HALO		UNKNOWN
X	MANY		MOON HIDDEN BY CLOUDS		
	UNKNOWN		PARTIAL *(New or quarter)*		

D. IF SIGHTING WAS IN DAYLIGHT, WAS THE SUN VISIBLE? ☐ YES ☐ NO. IF "YES," WHERE WAS THE SUN AS YOU FACED THE PHENOMENON?

	IN FRONT OF YOU		TO YOUR RIGHT		OVERHEAD *(Near noon)*
	IN BACK OF YOU		TO YOUR LEFT		UNKNOWN

E. SPECIFY THE MAJOR SOURCE OF ILLUMINATION PRESENT DURING THE SIGHTING, SUCH AS THE SUN, HEADLIGHTS OR STREET LAMP, ETC. FOR TERRESTRIAL ILLUMINATION, SPECIFY DISTANCE TO LIGHT SOURCE.

None

12. GIVE A BRIEF DESCRIPTION OF THE PHENOMENON, INDICATING WHETHER IT APPEARED DARK OR LIGHT, WHETHER IT REFLECTED LIGHT OR WAS SELF-LUMINOUS AND WHAT COLORS YOU NOTICED. DESCRIBE YOUR IMPRESSION OF WHETHER IT WAS SOLID OR TRANSPARENT, WHETHER EDGES WERE SHARP OR FUZZY. DESCRIBE THE SHAPE OR INDICATE IF IT APPEARED AS A POINT OF LIGHT. INDICATE COMPARISONS WITH OTHER OBSERVED OBJECTS, LIKE STARS, A LIGHT OR OTHER OBJECT IN YOUR FIELD OF VIEW.

Appeared as an object entering the earth's atmosphere burning with a bluish white light. Object was moving very slow, much slower than a meteor. Remained very steadily until burned out, then appeared to break off. From indications, size of object, and background object was viewed against. Appeared to be about 1000 ft from observer very sharp. Oval shape appeared to be falling about 1000 ft per minute. It fell between [illegible] Dayton fell like so, broke up [illegible] disappeared

13. DID THE PHENOMENON	YES	NO	UNKNOWN
MOVE IN A STRAIGHT LINE?			
STAND STILL AT ANYTIME?		✓	
SUDDENLY SPEED UP AND RUN AWAY?		✓	
BREAK UP IN PARTS AND EXPLODE?			
CHANGE COLOR?		✓	
GIVE OFF SMOKE?			✓
CHANGE BRIGHTNESS?		✓	
CHANGE SHAPE?	✓		
FLASH OR FLICKER?		✓	
DISAPPEAR AND REAPPEAR?		✓	
SPIN LIKE A TOP?			✓
MAKE A NOISE?			✓
FLUTTER OR WOBBLE?		✓	

14. WHAT DREW YOUR ATTENTION TO THE PHENOMENON?

Nothing. Just looking around and it came into view.

A. HOW DID IT FINALLY DISAPPEAR?

Burned out.

* It broke and burned out.

Burning objects

B. DID THE PHENOMENON MOVE BEHIND OR IN FRONT OF SOMETHING, LIKE A CLOUD, TREE, OR BUILDING AT ANY TIME?
☐ YES ☒ NO. IF "YES," DESCRIBE.

15. DRAW A PICTURE THAT WILL SHOW THE SHAPE OF THE PHENOMENON. INCLUDE AND LABEL ANY DETAILS THAT MIGHT HAVE APPEARED AS WINGS OR PROTRUSIONS, AND INDICATE EXHAUST OR VAPOR TRAILS. INDICATE BY AN ARROW THE DIRECTION THE PHENOMENON WAS MOVING.



16. WHAT WAS THE ANGULAR SIZE? HOLD A MATCH AT ARM'S LENGTH IN FRONT OF A KNOWN OBJECT, SUCH AS A STREET LAMP OR THE MOON. NOTE HOW MUCH OF THE OBJECT IS COVERED BY THE HEAD OF THE MATCH. NOW IF YOU HAD BEEN ABLE TO PERFORM THIS EXPERIMENT AT THE TIME OF THE SIGHTING, ESTIMATE WHAT FRACTION OF THE PHENOMENON WOULD HAVE BEEN COVERED BY THE MATCH HEAD.

about 50 60 %

17. DID YOU OBSERVE THE PHENOMENON THROUGH ANY OF THE FOLLOWING? INCLUDE INFORMATION ON MODEL, TYPE, FILTER, LENS PRESCRIPTION OR OTHER APPLICABLE DATA.

	EYEGLASSES		CAMERA VIEWER
	SUNGLASSES		BINOCULARS
X	WINDSHIELD		TELESCOPE
	SIDE WINDOW OF VEHICLE		THEODOLITE
	WINDOWPANE		OTHER

A. DO YOU ORDINARILY WEAR GLASSES? ☐ YES ☒ NO

B. DO YOU USE READING GLASSES? ☐ YES ☒ NO

18. WHAT WAS YOUR IMPRESSION OF THE SPEED OF THE PHENOMENON? GIVE ESTIMATE OF SPEED 500 kts

19. WHAT WAS YOUR IMPRESSION OF THE DISTANCE OF THE PHENOMENON? GIVE ESTIMATE OF DISTANCE [illegible].

20. IN ORDER THAT WE MAY OBTAIN AS CLEAR A PICTURE AS POSSIBLE OF WHAT YOU SAW, DESCRIBE IN YOUR OWN WORDS A COMMON OBJECT OR OBJECTS WHICH, WHEN PLACED IN THE SKY, SIMILAR TO WHERE YOU NOTED THE PHENOMENON, WOULD BEAR SOME RESEMBLANCE TO WHAT YOU SAW. DESCRIBE SIMILARITIES AND DIFFERENCES BETWEEN THE COMMON OBJECT AND WHAT YOU SAW.

First stage or second stage of a rocket. It appeared as that of a rocket venting. However the speed was very slow almost to point that it seemed to hold some lift or drag down slowing it down.

21. DID YOU NOTICE ANY ODOR, NOISE, OR HEAT EMANATING FROM THE PHENOMENON OR ANY EFFECT ON YOURSELF, ANIMALS OR MACHINERY IN THE VICINITY? ☐ YES ☒ NO. IF "YES," DESCRIBE.

A. DID THE PHENOMENON DISTURB THE GROUND OR LEAVE ANY PHYSICAL EVIDENCE. ☐ YES ☒ NO. IF "YES," DESCRIBE.

unknown since I didn't see it hit the ground

22. HAVE YOU EVER SEEN THIS OR A SIMILAR PHENOMENON BEFORE? ☐ YES ☐ NO. IF "YES," GIVE DATE AND LOCATION.

23. WAS ANYONE WITH YOU AT THE TIME YOU SAW THE PHENOMENON? ☐ YES ☐ NO. IF "YES," DID THEY SEE IT TOO? ☐ YES ☐ NO.

A. LIST THEIR NAMES AND ADDRESSES

[redacted]

24. GIVE THE FOLLOWING INFORMATION ABOUT YOURSELF

LAST NAME, FIRST NAME, MIDDLE NAME

[redacted]

ADD[redacted] 45 3 C 4

TELEPHON[redacted]

AGE		MALE		FEMALE
26	✓			

INDICATE ADDITIONAL INFORMATION INCLUDING OCCUPATION AND ANY EXPERIENCE WHICH MAY BE PERTINENT.

Co pilot B-52 500 Hrs

Have seen many meteors entering earth's atmosphere, especially since we fly 10-12 hr missions at night, to and thru in the same class or type of object as a meteor.

25. WHEN AND TO WHOM DID YOU REPORT THAT YOU HAD SIGHTED THIS PHENOMENON?

NAME [illegible] DAY 3 MONTH May YEAR 62

26. DATE YOU COMPLETED THIS QUESTIONNAIRE.

DAY 6 MONTH May YEAR 62

"Unknown"

1735

FLIGHT CREW MEMBER REPORT FORM

for LONG. 085°52' WEST
LAT. 34°27' NORTH

SATELLITE RE-ENTRY OR BRIGHT FIREBALL

2° EAST M.V.

in conjunction with
Smithsonian Astrophysical Observatory's Re-Entry and Recovery Program

---

1. Flight EAL 423 2. Date MAY 3, 1969 3. Time 0023 / May 3

4. Location (DME and radial reading from a VOR unless overwater) about 70 DME East of BHM of 044° Radial from BHM
33°34'N. 86°45'W.
True 226°

5. Plane heading magnetic 224° 6. Altitude 31,000 ft.

7. Crew names and addresses witnessing event [redacted]st.
Freeport, N.Y :: Pilot [redacted]

8. Estimate degrees right or left of plane heading and elevation (in degrees) above horizon of object when first sighted About 20° right + slightly above our altitude

9. Estimate degrees right or left of plane heading and elevation (in degrees) above horizon of object when last sighted About dead ahead + same altitude

10. Apparent brightness:
A. Too bright to look at
B. As bright as full moon about
C. As bright as venus

11. Duration of sighting plus or minus 2 minutes

12. Break up noted and/or color noted

Was this a predicted re-entry? ? yes ____ no

To list additional information, please use the reverse side. - over -

Date: May 3, 1969 [redacted]
Signature

If, for any reason, you wish not to be identified with whatever sighting you made, please indicate so underneath you signature. Please mail to:

Mr. Herbert E. Roth
Smithsonian Moonwatch Team Director
C/O United Air Lines Flight Training Center
Stapleton International Airport
Denver, Colorado 80207 U. S. A.

This bright light first appeared a little to the right and slightly above our altitude. It appeared to be coming in our direction, but it did not seem to be closing. It then seemed to divide into two lights. We thought; a formation of several aircraft. It then got dimmer and several reddish lights seemed to follow it. And then they all disappeared. The color was first whitish, as a normal landing light, and then a greenish-white.

This was interesting to us three pilots as we had never seen anything like it before.

Capt [redacted]

[redacted]

Eastern Air Lines